

PAKISTAN'S NATIONAL ELECTION IN 2013



Report # 2

ELECTION SCORE-CARD

Report on Party Positions in
various Provinces and
Regions of the Country



For further details please contact info@gallup.com.pk



C o n t e n t s

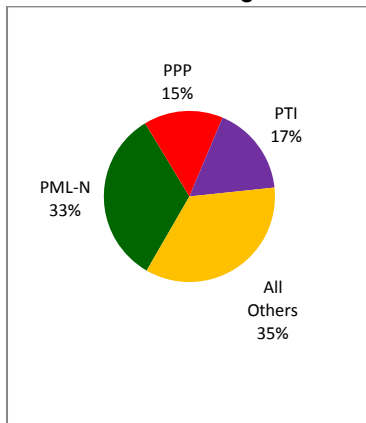
National Assembly Score	22
Provincial Assembly Score	23-29
Electoral Territories Score	30-37



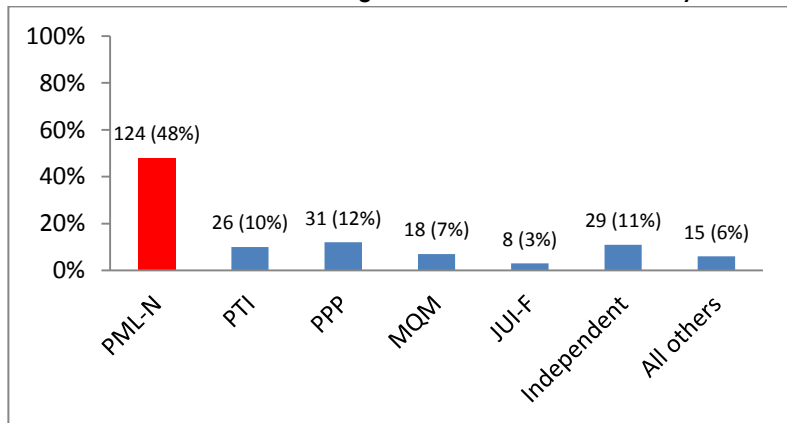
All Pakistan Score of Votes and Seats: 2013

	Votes %	Seats %	Seats (n)	Votes (n)
PML-N	33%	48%	124	14,497,923
PML-Q	3%	1%	2	1,398,771
PML-Others	3%	3%	8	1,404,615
PTI	17%	10%	26	7,473,382
PPP	15%	12%	31	6,640,049
MQM	5%	7%	18	2,408,606
JUI-F/MMA	3%	3%	8	1,316,533
JI	2%	1%	3	947,419
Independent	14%	11%	29	6,048,064
All Others	5%	5%	12	2,351,335
Total	100%	100%	261	44,486,697

Votes Percentage



Seats & Percentage of Seats in National Assembly



Source: Gilani's Index of Electoral Record, based on ECP data computed by Gallup Pakistan

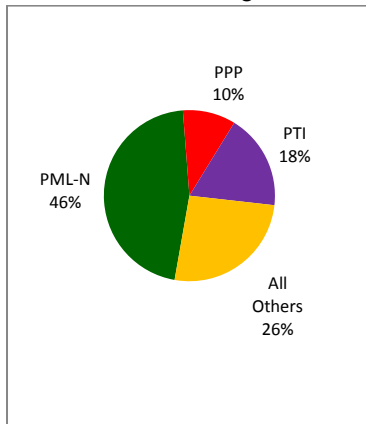


Punjab

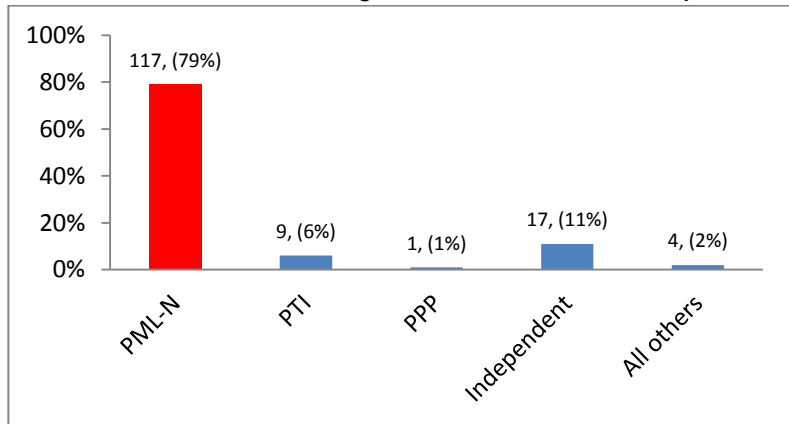
Score of Votes and Seats: 2013

	Votes %	Seats %	Seats (n)	Votes (n)
PML-N	46%	79%	117	13,092,772
PML-Q	5%	1%	2	1,364,003
PML-Others	2%	1%	2	431,067
PTI	18%	6%	9	5,172,596
PPP	10%	1%	1	2,777,879
Independent	15%	11%	17	4,299,279
All Others	4%	0%	Nil	1,039,666
TOTAL	100%	100%	148	28,177,262

Votes Percentage



Seats & Percentage of Seats in National Assembly



Source: Gilani's Index of Electoral Record, based on ECP data computed by Gallup Pakistan

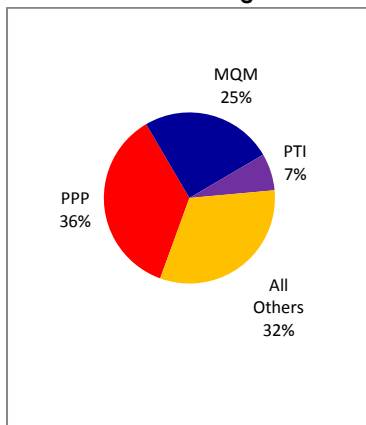


Sindh

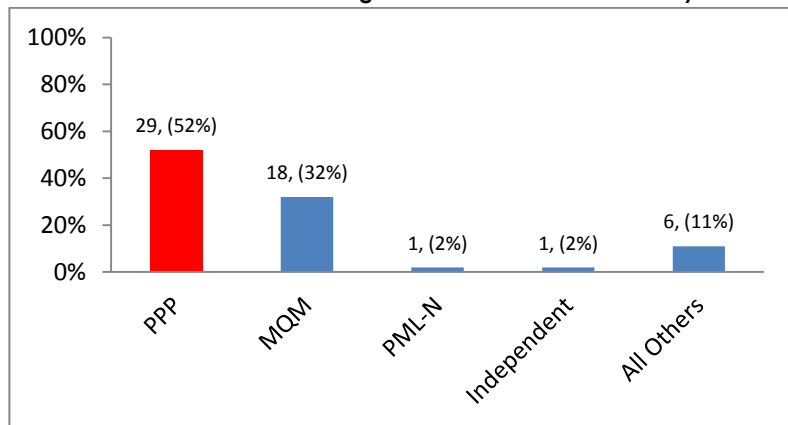
Score of Votes and Seats: 2013

	Votes %	Seats %	Seats (n)	Votes (n)
PPP	36%	52%	29	3,361,805
MQM	25%	32%	18	2,356,167
PTI	7%			688,992
PML-N	5%	2%	1	456,327
PML-Q	Less than 1%		Nil	2,879
PML-Others	10%	9%	5	937,782
JUI-F/MMA	1%			124,746
Independent	7%	2%	1	679,109
All Others	8%	4%	2	782,783
Total	100%	100%	56	9,390,590

Votes Percentage



Seats & Percentage of Seats in National Assembly



Source: Gilani's Index of Electoral Record, based on ECP data computed by Gallup Pakistan

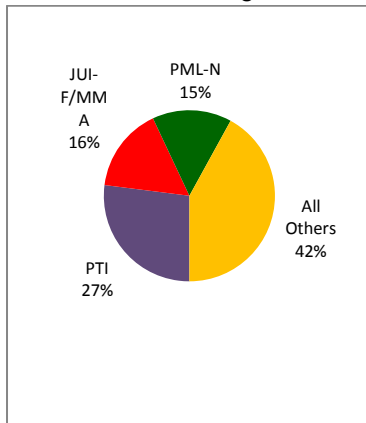


KPK

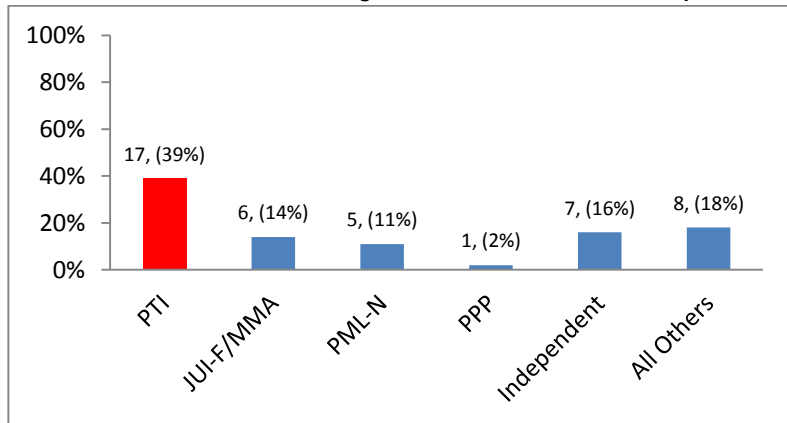
Score of Votes and Seats: 2013

	Votes %	Seats %	Seats (n)	Votes (n)
PTI	27%	39%	17	1,573,124
JUI-F/MMA	16%	14%	6	954,256
PML-N	15%	11%	5	891,399
PML-Q	Less than 1%		Nil	10,199
PML-Others	1%	2%	1	35,193
PPP	7%	2%	1	392,191
Independent	13%	16%	7	763,527
All Others	20%	16%	7	1,167,047
TOTAL	100%	100%	44	5,786,936

Votes Percentage



Seats & Percentage of Seats in National Assembly



Source: Gilani's Index of Electoral Record, based on ECP data computed by Gallup Pakistan

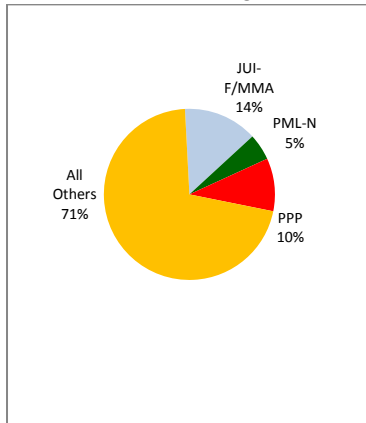


Balochistan

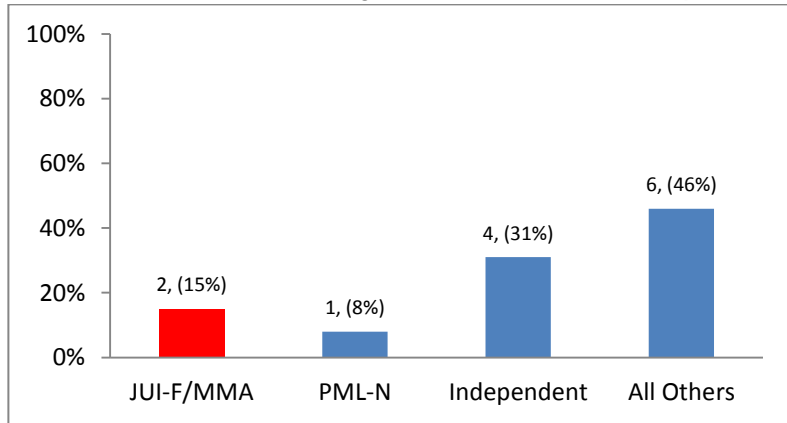
Score of Votes and Seats: 2013

	Votes %	Seats %	Seats (n)	Votes (n)
JUI-F/MMA	14%	15%	2	153,138
PPP	10%			108,174
PML-N	5%	8%	1	57,425
PML-Q	2%			21,690
PML-Others	Less than 1%		Nil	573
PTI	3%			38,670
Independent	27%	31%	4	306,149
All Others	39%	46%	6	446,090
Total	100%	100%	13	1,131,909

Votes Percentage



Seats & Percentage of Seats in National Assembly



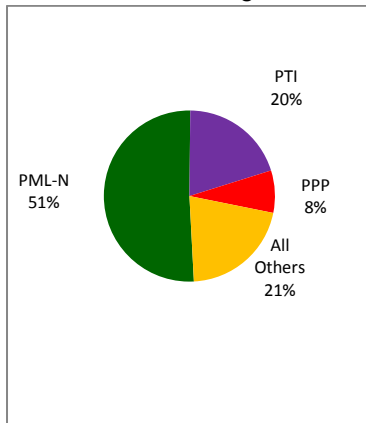
Source: Gilani's Index of Electoral Record, based on ECP data computed by Gallup Pakistan



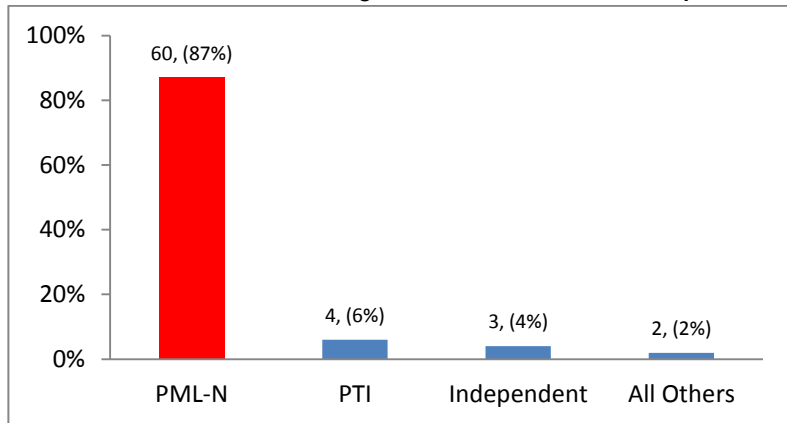
Central & Northern Punjab Score of Votes and Seats: 2013

	Votes %	Seats %	Seats (n)	Votes (n)
PML-N	51%	87%	60	6,582,699
PML-Q	6%	1%	1	711,088
PML-Others	1%	1%	1	163,377
PTI	20%	6%	4	2,582,311
PPP	8%			991,582
Independent	11%	4%	3	1,450,969
All Others	3%	0%	Nil	357,874
TOTAL	100%	100%	69	12,839,900

Votes Percentage



Seats & Percentage of Seats in National Assembly



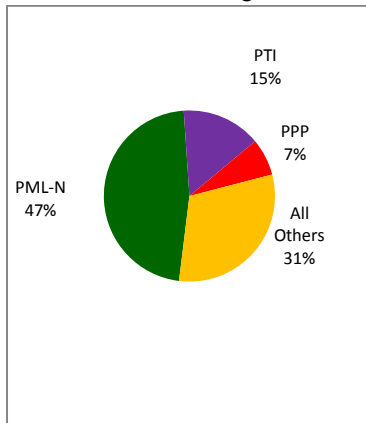
Source: Gilani's Index of Electoral Record, based on ECP data computed by Gallup Pakistan



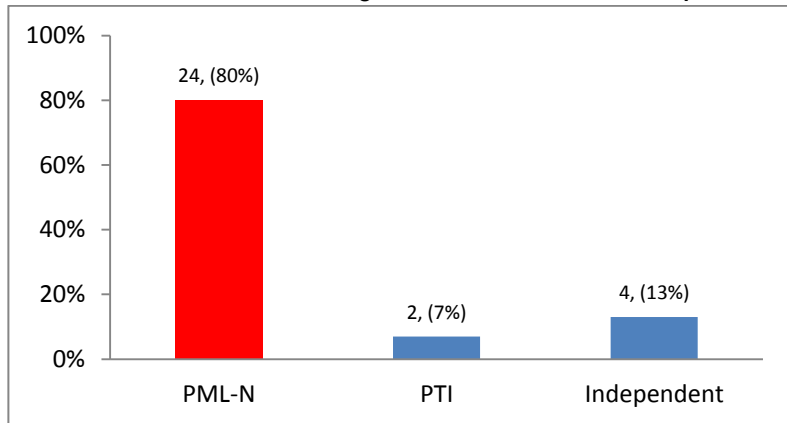
Western Punjab Score of Votes and Seats

	Votes %	Seats %	Seats (n)	Votes (n)
PML-N	47%	80%	24	2,839,934
PML-Q	4%			270,421
PML-Others	1%			59,027
PTI	15%	7%	2	929,946
PPP	7%			446,419
Independent	20%	13%	4	1,209,207
All Others	4%	0%	Nil	255,709
TOTAL	100%	100%	30	6,010,663

Votes Percentage



Seats & Percentage of Seats in National Assembly



Source: Gilani's Index of Electoral Record, based on ECP data computed by Gallup Pakistan

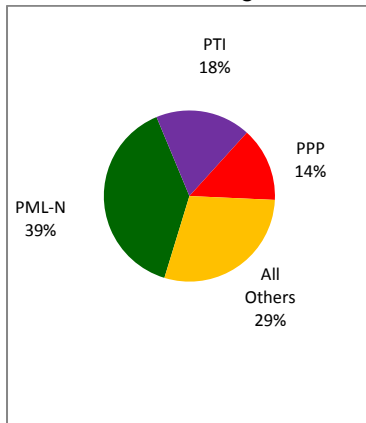


Southern Punjab

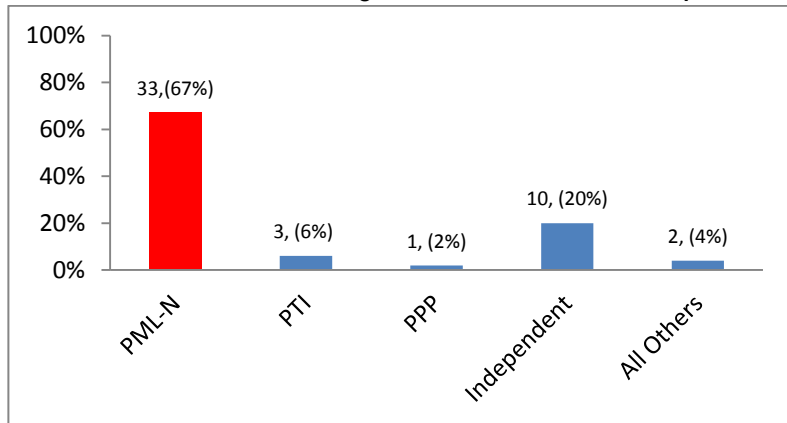
Score of Votes and Seats: 2013

	Votes %	Seats %	Seats (n)	Votes (n)
PML-N	39%	67%	33	3,670,139
PML-Q	4%	2%	1	382,494
PML-Others	2%	2%	1	208,663
PTI	18%	6%	3	1,660,339
PPP	14%	2%	1	1,339,878
Independent	18%	20%	10	1,639,103
All Others	5%	0%	Nil	426,083
TOTAL	100%	100%	49	9,326,699

Votes Percentage



Seats & Percentage of Seats in National Assembly



Source: Gilani's Index of Electoral Record, based on ECP data computed by Gallup Pakistan

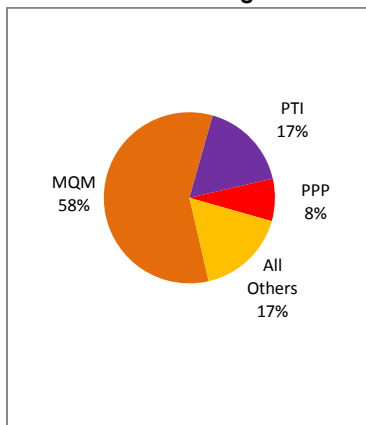


Sindh 1: Karachi Region

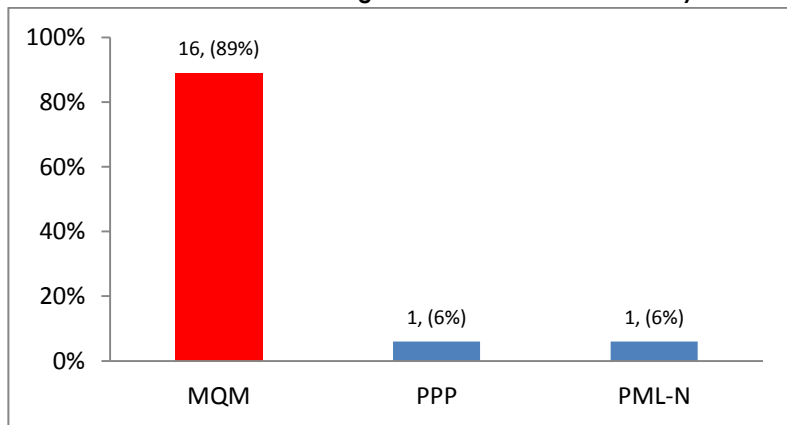
Score of Votes and Seats: 2013

	Votes %	Seats %	Seats (n)	Votes (n)
MQM	58%	89%	16	1,897,705
PTI	17%			550,622
PPP	8%	6%	1	257,970
PML-N	2%	6%	1	82,243
PML-Q	Less than 1%			945
PML-Others	Less than 1%			4,913
Independent	4%			125,152
All Others	11%	0%	Nil	371,491
TOTAL	100%	100%	18	3,291,041

Votes Percentage



Seats & Percentage of Seats in National Assembly



Source: Gilani's Index of Electoral Record, based on ECP data computed by Gallup Pakistan

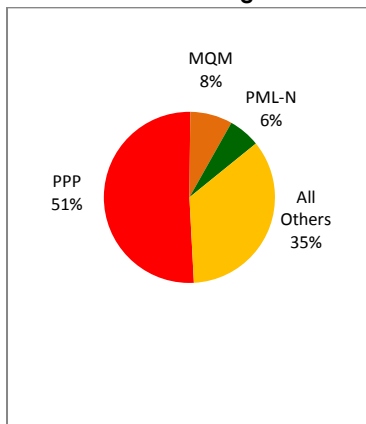


Sindh 2: Interior Sindh

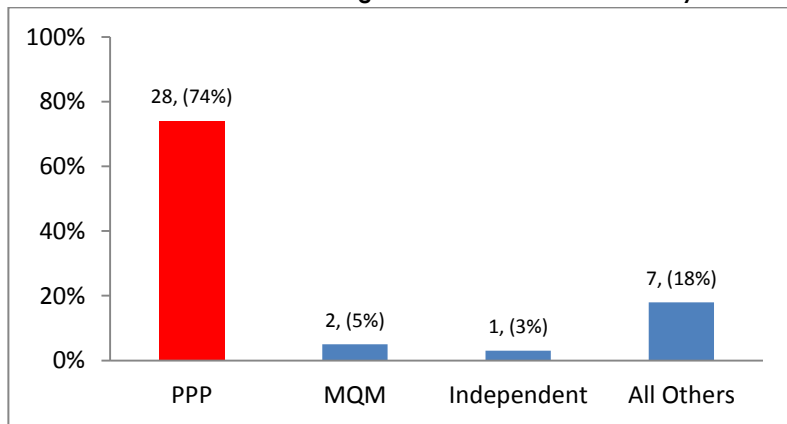
Score of Votes and Seats: 2013

	Votes %	Seats %	Seats (n)	Votes (n)
PPP	51%	74%	28	3,103,835
MQM	8%	5%	2	458,462
PML-N	6%			374,084
PML-Q	Less than 1%			1,934
PML-Others	15%	13%	5	932,869
Independent	9%	3%	1	553,957
PTI	2%			138,370
All Others	9%	5%	2	536,038
Total	100%	100%	38	6,099,549

Votes Percentage



Seats & Percentage of Seats in National Assembly



Source: Gilani's Index of Electoral Record, based on ECP data computed by Gallup Pakistan

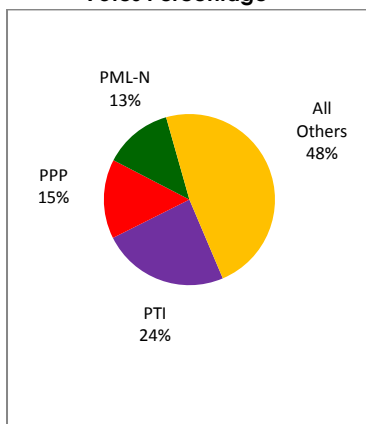


KPK: Malakand Region

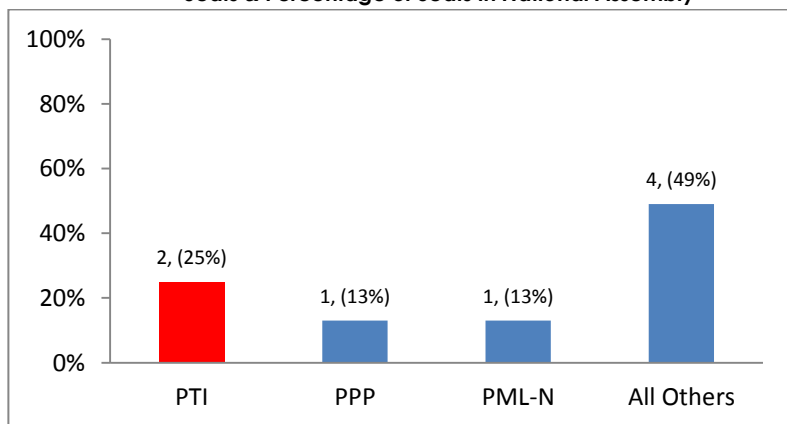
Score of Votes and Seats: 2013

	Votes %	Seats %	Seats (n)	Votes (n)
PTI	24%	25%	2	253,929
PPP	15%	13%	1	157,063
PML-N	13%	13%	1	141,964
PML-Q	Less than 1%			2,917
PML-Others	3%	13%	1	31,981
JUI-F/MMA	9%			94,961
JI	17%	38%	3	180,262
Independent	2%			20,557
All Others	16%			171,347
TOTAL	100%	100%	8	1,054,981

Votes Percentage



Seats & Percentage of Seats in National Assembly



Source: Gilani's Index of Electoral Record, based on ECP data computed by Gallup Pakistan

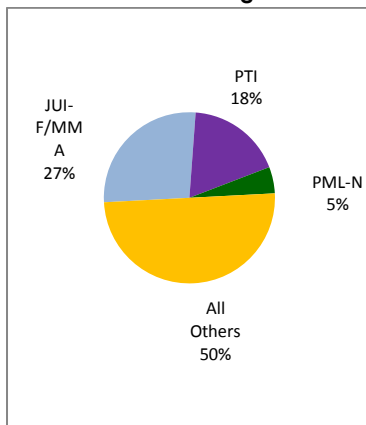


South KPK

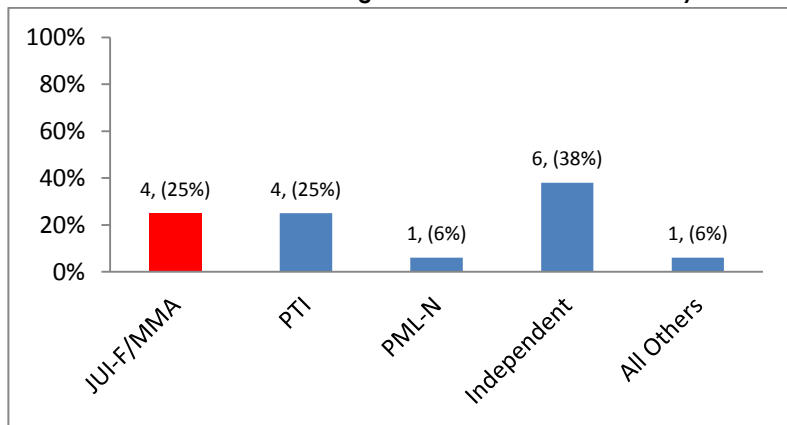
Score of Votes and Seats: 2013

	Votes %	Seats %	Seats (n)	Votes (n)
JUI-F/MMA	27%	25%	4	439,336
PTI	18%	25%	4	288,364
PML-N	5%	6%	1	88,078
PML-Q	Less than 1%			1,355
PML-Others	Less than 1%			62
PPP	5%			79,129
Independent	36%	38%	6	581,212
All Others	9%	6%	1	152,000
TOTAL	100%	100%	16	1,629,536

Votes Percentage



Seats & Percentage of Seats in National Assembly



Source: Gilani's Index of Electoral Record, based on ECP data computed by Gallup Pakistan

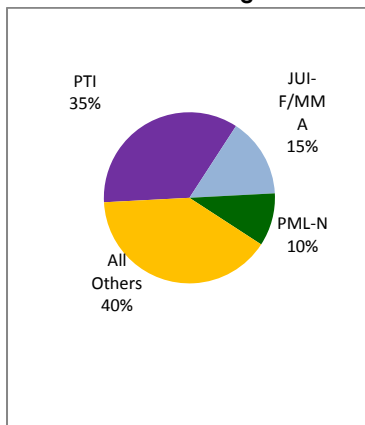


KPK: Peshawar Valley

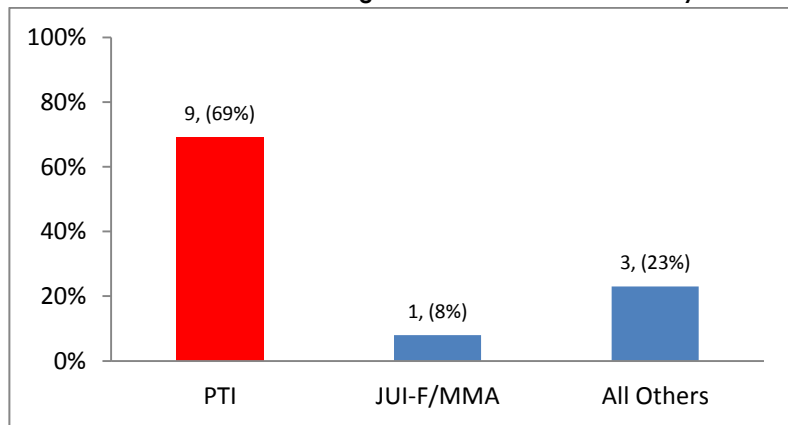
Score of Votes and Seats: 2013

	Votes %	Seats %	Seats (n)	Votes (n)
PTI	35%	69%	9	677,655
JUI-F/MMA	15%	8%	1	293,784
PML-N	10%			188,600
PML-Q	Less than 1%			930
PML-Others	Less than 1%			760
PPP	7%			138,392
Independent	2%			44,750
All Others	31%	23%	3	593,043
TOTAL	100%	100%	13	1,937,914

Votes Percentage



Seats & Percentage of Seats in National Assembly



Source: Gilani's Index of Electoral Record, based on ECP data computed by Gallup Pakistan

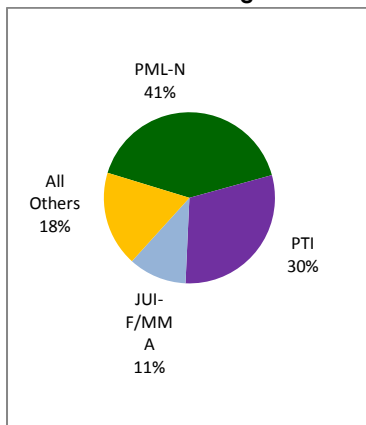


KPK: Hazara Region

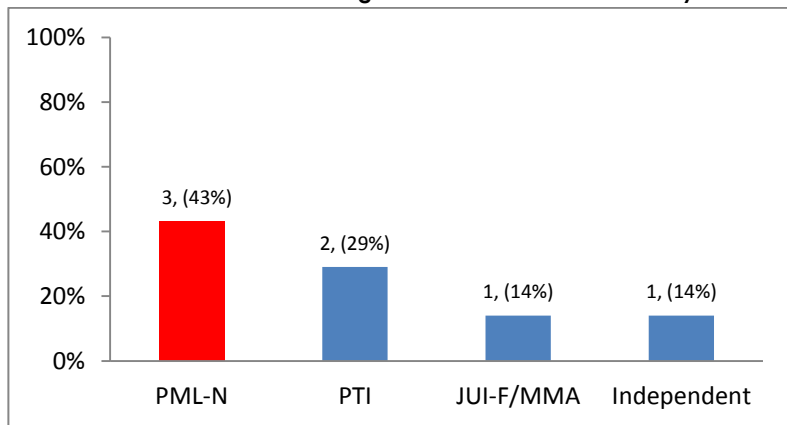
Score of Votes and Seats: 2013

	Votes %	Seats %	Seats (n)	Votes (n)
PML-N	41%	43%	3	472,757
PML-Q	Less than 1%			4,997
PML-Others	Less than 1%			2,390
PTI	30%	29%	2	353,176
JUI-F/MMA	11%	14%	1	126,175
PPP	2%			17,607
Independent	10%	14%	1	117,008
All Others	6%	0%		70,395
TOTAL	100%	100%	7	1,164,505

Votes Percentage



Seats & Percentage of Seats in National Assembly



Source: Gilani's Index of Electoral Record, based on ECP data computed by Gallup Pakistan

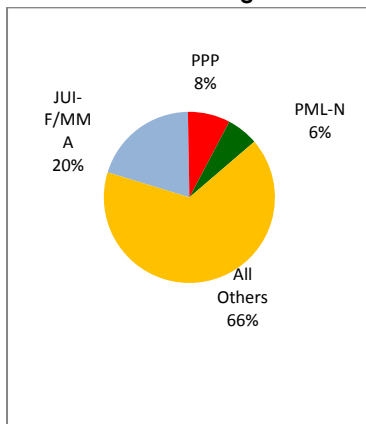


Balochistan 1: Quetta-Zhob Region

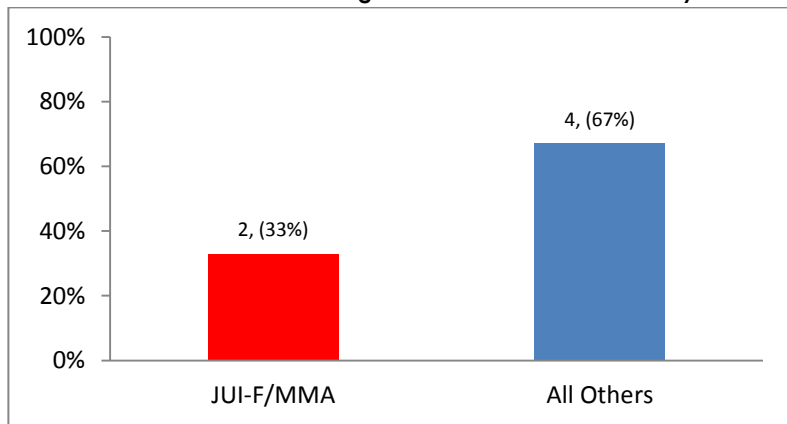
Score of Votes and Seats: 2013

	Votes %	Seats %	Seats (n)	Votes (n)
JUI-F/MMA	20%	33%	2	118,200
PPP	8%			46,252
PML-N	6%			33,138
PML-Q	2%			13,703
PML-Others	Less than 1%			573
PTI	5%			30,717
Independent	6%			33,913
All Others	53%	67%	4	312,809
Total	100%	100%	6	589,305

Votes Percentage



Seats & Percentage of Seats in National Assembly



Source: Gilani's Index of Electoral Record, based on ECP data computed by Gallup Pakistan

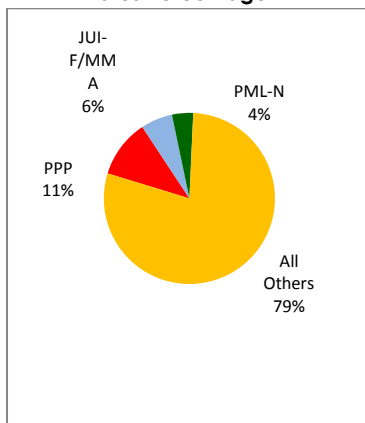


Balochistan 2: Kalat & Makran Region

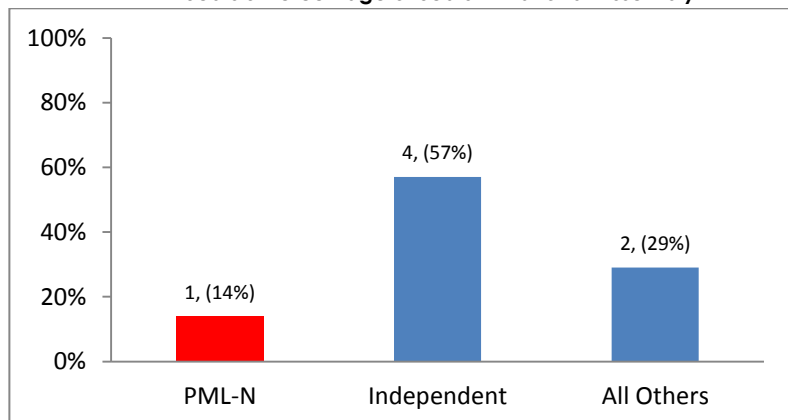
Score of Votes and Seats: 2013

	Votes %	Seats %	Seats (n)	Votes (n)
PPP	11%			61,922
JUI-F/MMA	6%			34,938
PML-N	4%	14%	1	24,287
PML-Q	1%			7,987
PTI	1%			7,953
Independent	50%	57%	4	272,236
All Others	25%	29%	2	133,281
Total	100%	100%	7	542,604

Votes Percentage



Seats & Percentage of Seats in National Assembly




Source: Gilani's Index of Electoral Record, based on ECP data computed by Gallup Pakistan



Contact details:

Islamabad:

H.45, St. 52, F-7/4,
Islamabad Pakistan
Phone: +92-51-2655630
Fax: +92-51-2655632
Email: isb@gallup.com.pk
www.gallup.com.pk
www.gallup-international.com
www.galluppakistan.blogspot.com



Disclaimer: Gallup Pakistan is not related to Gallup Inc. headquartered in Washington D.C. USA. We require that our surveys be credited fully as Gallup Pakistan (not Gallup or Gallup Poll). We disclaim any responsibility for surveys pertaining to Pakistani public opinion except those carried out by Gallup Pakistan, the Pakistani affiliate of Gallup International Association. For details on Gallup International Association see website: www.gallup-international.com

Gallup Pakistan has conducted this poll according to the ESOMAR Code of Ethics and internationally recognized principles of scientific polling. The results in this Report do not represent views held by the authors or Gallup Pakistan. The results only represent public opinion, computed on the basis of views expressed by anonymous respondents selected through the procedure outlined in the Methodology section of this Report.

Gallup Pakistan has provided this data in the public interest and gratis. It cannot be held liable, contractually or otherwise, to the users of this data.