

PAKISTAN'S NATIONAL ELECTION IN 2018

Report # 2

ELECTION SCORE- CARD

Report on Party Positions in Various Provinces
and Regions of the Country

(This report is a Draft Version)



For further details, please contact: info@gallup.com.pk

Contents

National Assembly Score

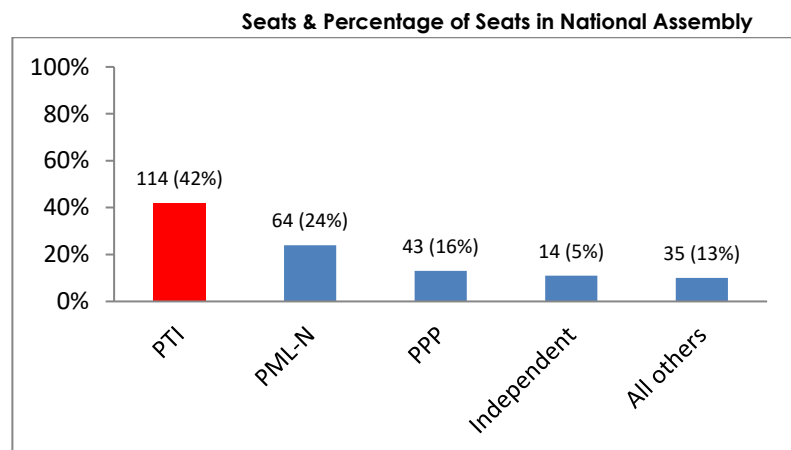
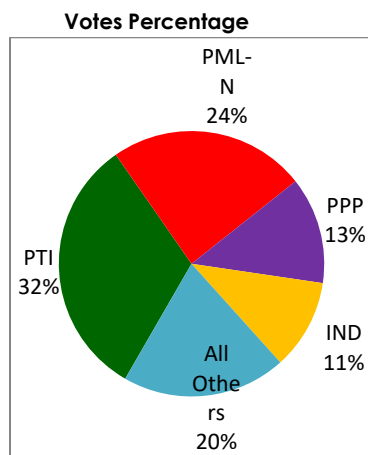
Provisional Assembly Score

Electoral Territories Score



All Pakistan Score of Votes and Seats

| | Seats (n) | Seats % | Votes % | Votes (n) |
|------------|--------------|------------|------------|--------------|
| PTI | 114 | 42% | 32% | 16,764,274 |
| PML-N | 64 | 24% | 24% | 12,911,538 |
| PPP | 43 | 16% | 13% | 6,886,655 |
| IND | 14 | 5% | 11% | 5,956,950 |
| MMA | 12 | 4% | 5% | 2,582,905 |
| MQM | 6 | 2% | 1% | 732,336 |
| All Others | 17 | 7% | 14% | 6,917,265 |
| Total | 270 | 100% | 100% | 52,751,923 |



Source: Gilani's Index of Electoral Record, based on ECP data computed by Gallup Pakistan

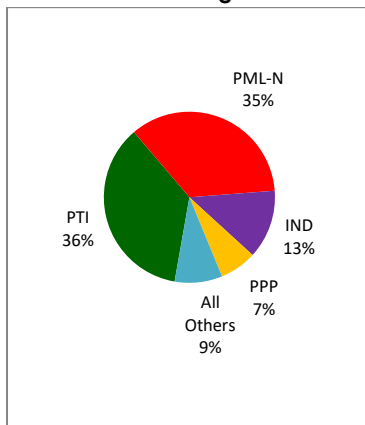


Punjab

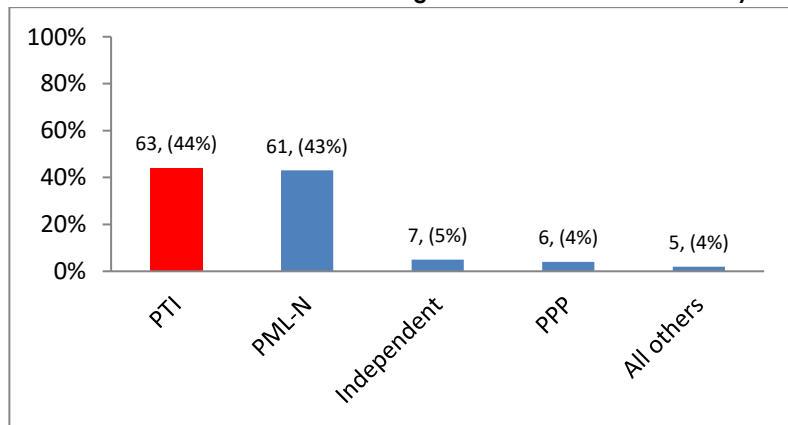
Score of Votes and Seats

| | Seats (n) | Seats % | Votes % | Votes (n) |
|--------------|--------------|-------------|-------------|-------------------|
| PTI | 63 | 44% | 36% | 12,096,153 |
| PML-N | 61 | 43% | 35% | 11,683,684 |
| IND | 7 | 5% | 13% | 4,296,779 |
| PPP | 6 | 4% | 7% | 2,274,128 |
| PML-Q | 4 | 3% | 1% | 490,894 |
| All Others | 1 | 1% | 8% | 2,633,615 |
| TOTAL | 142 | 100% | 100% | 33,475,253 |

Votes Percentage



Seats & Percentage of Seats in National Assembly



Source: Gilani's Index of Electoral Record, based on ECP data computed by Gallup Pakistan

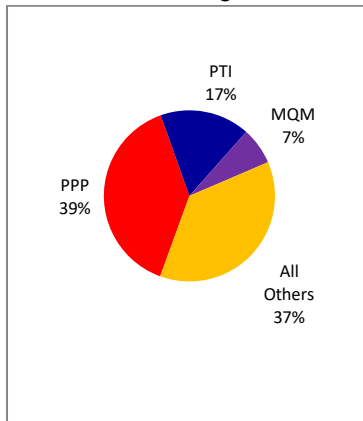


Sindh

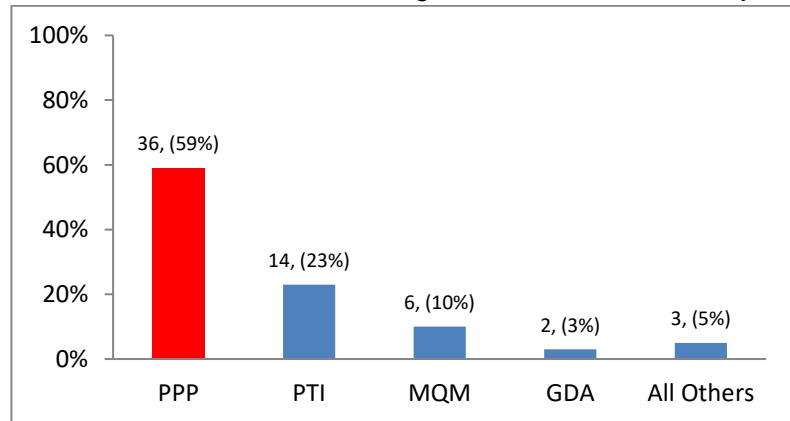
Score of Votes and Seats

| | Seats (n) | Seats % | Votes % | Votes (n) |
|--------------|--------------|-------------|-------------|-------------------|
| PPP | 36 | 59% | 39% | 3,966,258 |
| PTI | 14 | 23% | 17% | 1,774,214 |
| MQM | 6 | 10% | 7% | 732,045 |
| GDA | 2 | 3% | 12% | 1,260,009 |
| IND | 2 | 3% | 6% | 602,396 |
| MMA | 1 | 2% | 7% | 764,535 |
| All Others | - | - | 12% | 1,143,876 |
| Total | 61 | 100% | 100% | 10,243,333 |

Votes Percentage



Seats & Percentage of Seats in National Assembly



Source: Gilani's Index of Electoral Record, based on ECP data computed by Gallup Pakistan

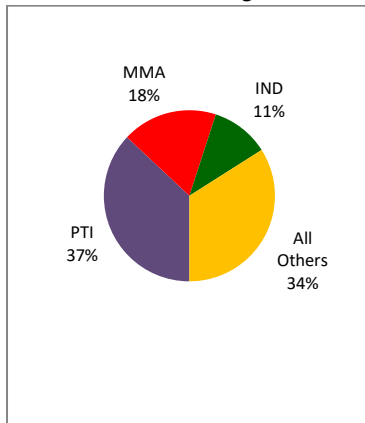


KPK

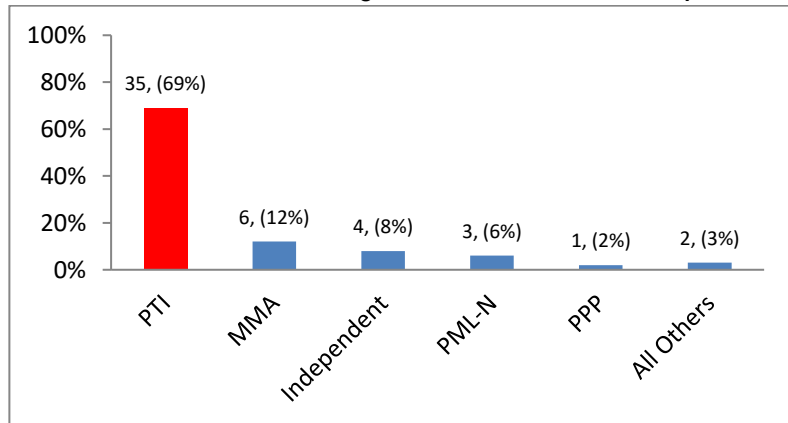
Score of Votes and Seats

| | Seats (n) | Seats % | Votes % | Votes (n) |
|--------------|--------------|-------------|-------------|------------------|
| PTI | 35 | 69% | 37% | 2,713,101 |
| MMA | 6 | 12% | 18% | 1,292,768 |
| IND | 4 | 8% | 11% | 822,675 |
| PML-N | 3 | 6% | 12% | 859,536 |
| PPP | 1 | 2% | 8% | 557,330 |
| ANP | 1 | 2% | 10% | 737,887 |
| All Others | 1 | 1% | 4% | 306,601 |
| TOTAL | 51 | 100% | 100% | 7,289,898 |

Votes Percentage



Seats & Percentage of Seats in National Assembly



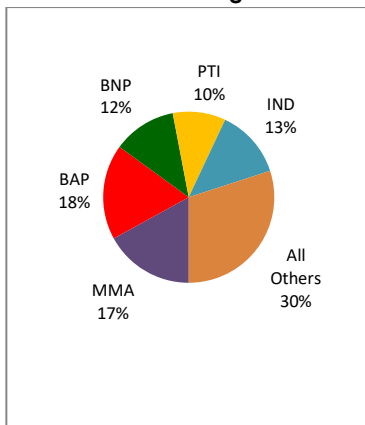
Source: Gilani's Index of Electoral Record, based on ECP data computed by Gallup Pakistan



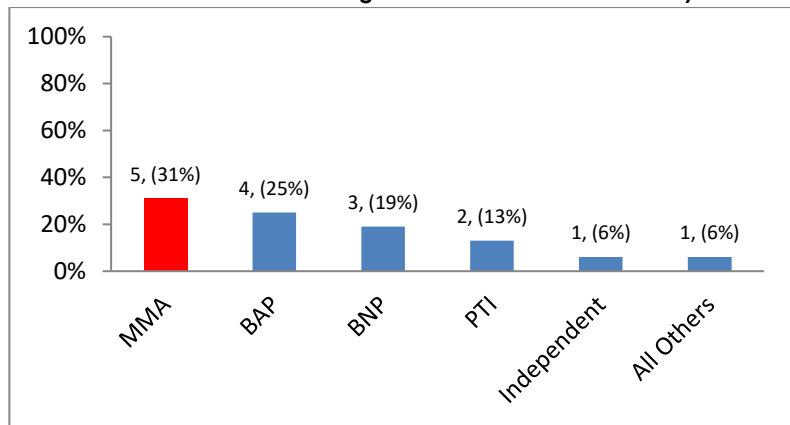
Balochistan Score of Votes and Seats

| | Seats (n) | Seats % | Votes % | Votes (n) |
|-------------|-----------|---------|---------|-----------|
| MMA | 5 | 31% | 17% | 289,131 |
| BAP | 4 | 25% | 18% | 317,290 |
| BNP | 3 | 19% | 12% | 216,935 |
| PTI | 2 | 13% | 10% | 180,806 |
| Independent | 1 | 6% | 13% | 235,100 |
| All Others | 1 | 6% | 30% | 504,177 |
| Total | 16 | 100% | 100% | 1,743,439 |

Votes Percentage



Seats & Percentage of Seats in National Assembly



Source: Gilani's Index of Electoral Record, based on ECP data computed by Gallup Pakistan

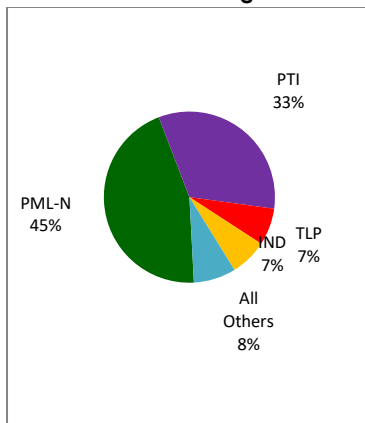


Central Punjab

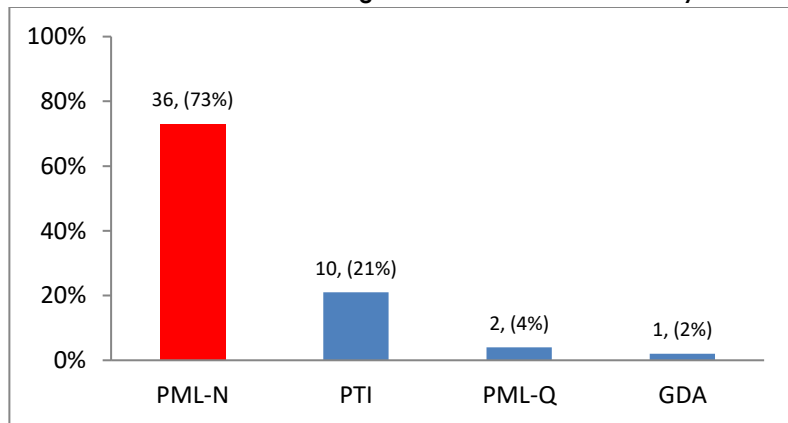
Score of Votes and Seats

| | Seats (n) | Seats % | Votes % | Votes (n) |
|--------------|--------------|-------------|-------------|-------------------|
| PML-N | 36 | 73% | 45% | 5,135,751 |
| PTI | 10 | 21% | 33% | 3,748,706 |
| PML-Q | 2 | 4% | 2% | 227,014 |
| GDA | 1 | 2% | 1% | 62,785 |
| TLP | - | - | 7% | 823,516 |
| Independent | - | - | 7% | 863,451 |
| All Others | - | - | 5% | 672,070 |
| TOTAL | 49 | 100% | 100% | 11,533,293 |

Votes Percentage



Seats & Percentage of Seats in National Assembly



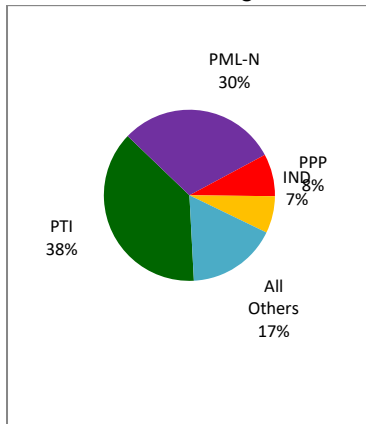
Source: Gilani's Index of Electoral Record, based on ECP data computed by Gallup Pakistan



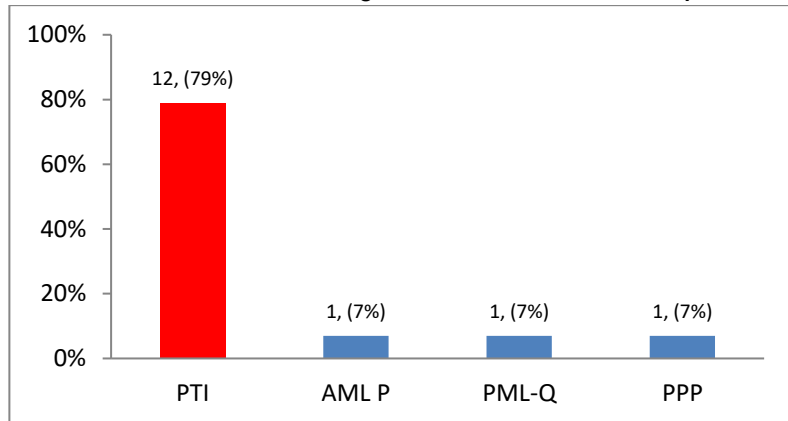
Northern Punjab Score of Votes and Seats

| | Seats (n) | Seats % | Votes % | Votes (n) |
|--------------|--------------|-------------|-------------|------------------|
| PTI | 12 | 79% | 38% | 1,411,556 |
| AML P | 1 | 7% | 3% | 117,719 |
| PML-Q | 1 | 7% | 4% | 157,497 |
| PPP | 1 | 7% | 8% | 289,978 |
| PML-N | - | - | 30% | 1,117,000 |
| Independent | - | - | 7% | 249,979 |
| All Others | - | - | 10% | 360,338 |
| TOTAL | 15 | 100% | 100% | 3,704,067 |

Votes Percentage



Seats & Percentage of Seats in National Assembly



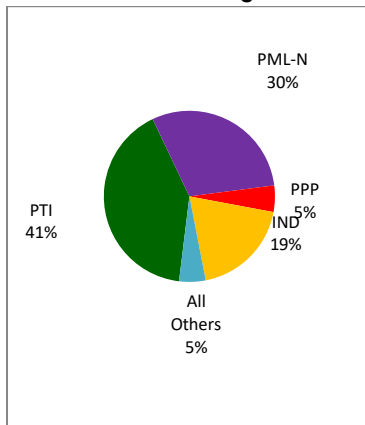
Source: Gilani's Index of Electoral Record, based on ECP data computed by Gallup Pakistan



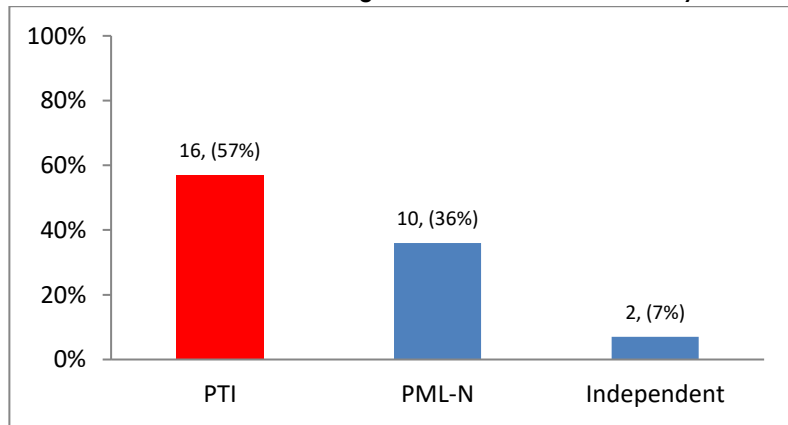
Western Punjab Score of Votes and Seats

| | Seats (n) | Seats % | Votes % | Votes (n) |
|--------------|--------------|-------------|-------------|------------------|
| PTI | 16 | 57% | 41% | 2,895,501 |
| PML-N | 10 | 36% | 30% | 2,119,327 |
| PPP | - | - | 5% | 356,560 |
| Independent | 2 | 7% | 19% | 1,318,198 |
| All Others | - | - | 5% | 382,448 |
| TOTAL | 28 | 100% | 100% | 7,072,034 |

Votes Percentage



Seats & Percentage of Seats in National Assembly



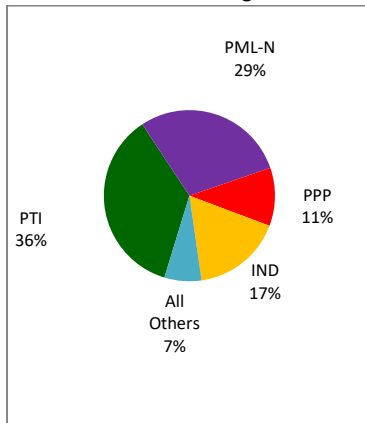
Source: Gilani's Index of Electoral Record, based on ECP data computed by Gallup Pakistan



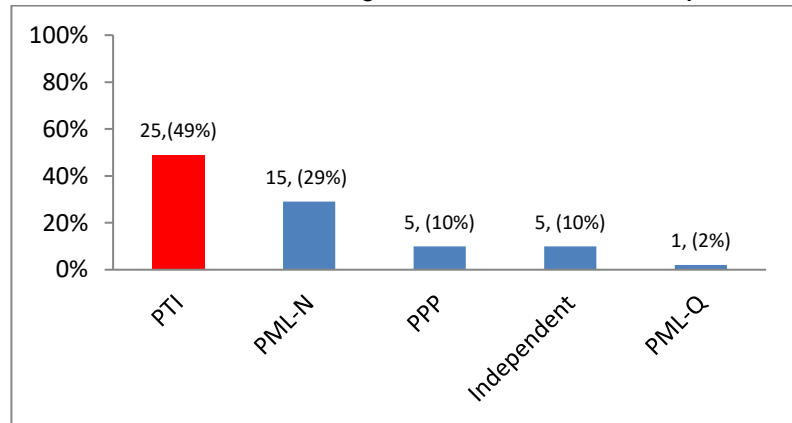
Southern Punjab Score of Votes and Seats

| | Seats (n) | Seats % | Votes % | Votes (n) |
|--------------|--------------|-------------|-------------|-------------------|
| PTI | 25 | 49% | 36% | 4,040,390 |
| PML-N | 15 | 29% | 29% | 3,311,606 |
| PPP | 5 | 10% | 11% | 1,249,100 |
| PML-Q | 1 | 2% | 1% | 106,383 |
| Independent | 5 | 10% | 17% | 1,866,752 |
| All Others | - | - | 6% | 728,664 |
| TOTAL | 51 | 100% | 100% | 11,302,895 |

Votes Percentage



Seats & Percentage of Seats in National Assembly



Source: Gilani's Index of Electoral Record, based on ECP data computed by Gallup Pakistan

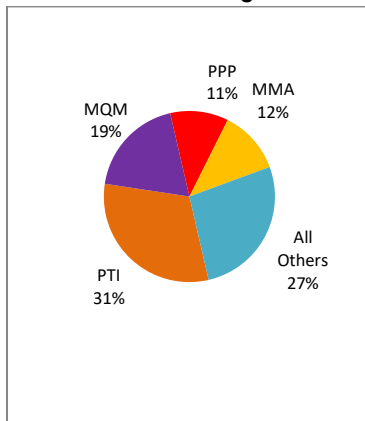


Sindh 1: Karachi Region

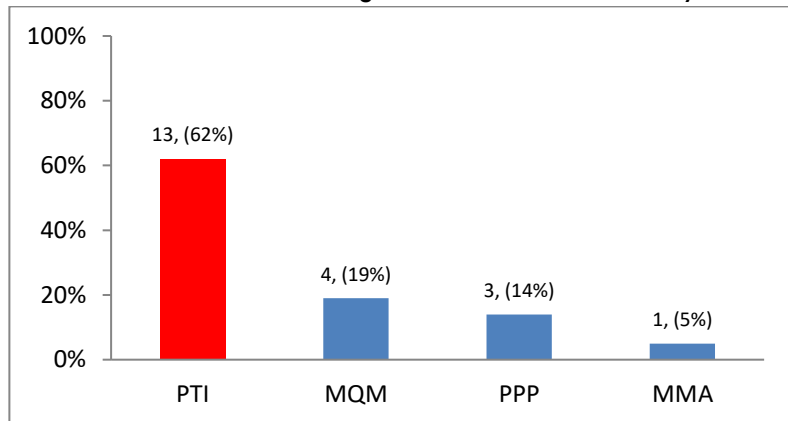
Score of Votes and Seats

| | Seats (n) | Seats % | Votes % | Votes (n) |
|--------------|--------------|-------------|-------------|------------------|
| PTI | 13 | 62% | 31% | 1,005,653 |
| MQM | 4 | 19% | 19% | 619,921 |
| PPP | 3 | 14% | 11% | 370,810 |
| MMA | 1 | 5% | 12% | 403,482 |
| TLP | - | - | 11% | 378,222 |
| Independent | - | - | 1% | 44,314 |
| All Others | - | - | 15% | 470,202 |
| TOTAL | 21 | 100% | 100% | 3,292,604 |

Votes Percentage



Seats & Percentage of Seats in National Assembly



Source: Gilani's Index of Electoral Record, based on ECP data computed by Gallup Pakistan

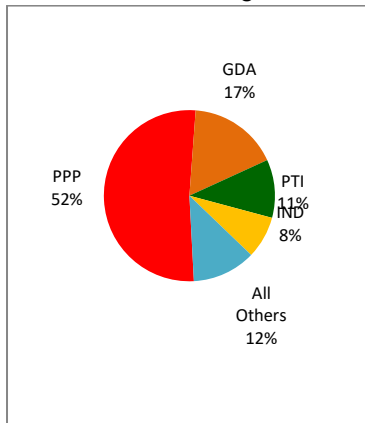


Sindh 2: Interior Sindh

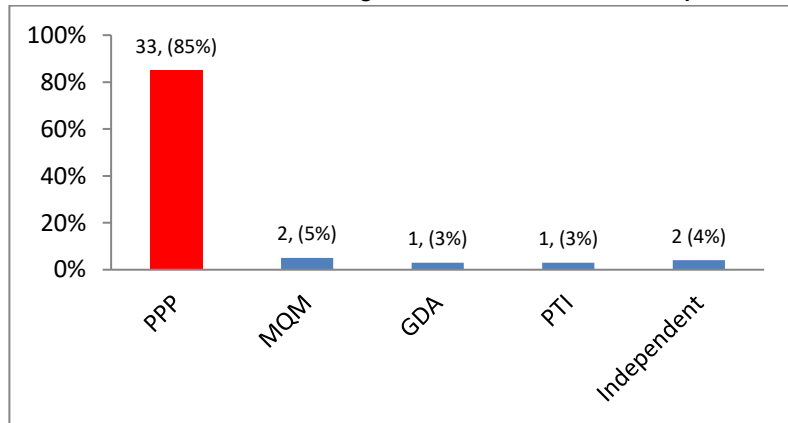
Score of Votes and Seats

| | Seats (n) | Seats % | Votes % | Votes (n) |
|--------------|--------------|-------------|-------------|------------------|
| PPP | 33 | 85% | 52% | 3,539,461 |
| MQM | 2 | 5% | 2% | 112,124 |
| GDA | 1 | 3% | 17% | 1,192,372 |
| PTI | 1 | 3% | 11% | 768,561 |
| Independent | 2 | 4% | 8% | 556,481 |
| All Others | - | - | 10% | 644,694 |
| Total | 39 | 100% | 100% | 6,813,693 |

Votes Percentage



Seats & Percentage of Seats in National Assembly



Source: Gilani's Index of Electoral Record, based on ECP data computed by Gallup Pakistan

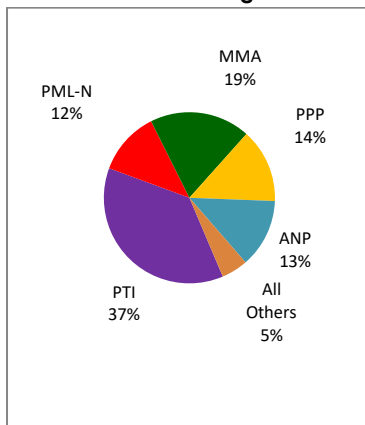


KPK: Malakand Region

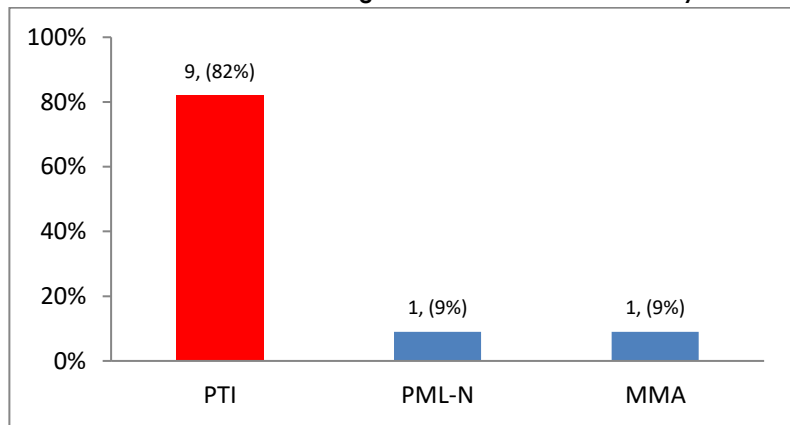
Score of Votes and Seats

| | Seats (n) | Seats % | Votes % | Votes (n) |
|--------------|--------------|-------------|-------------|------------------|
| PTI | 9 | 82% | 37% | 605,622 |
| PML-N | 1 | 9% | 12% | 194,429 |
| MMA | 1 | 9% | 19% | 304,544 |
| PPP | - | - | 14% | 224,490 |
| ANP | - | - | 13% | 211,941 |
| Independent | - | - | 3% | 44,790 |
| All Others | - | - | 2% | 44,491 |
| TOTAL | 11 | 100% | 100% | 1,630,307 |

Votes Percentage



Seats & Percentage of Seats in National Assembly



Source: Gilani's Index of Electoral Record, based on ECP data computed by Gallup Pakistan

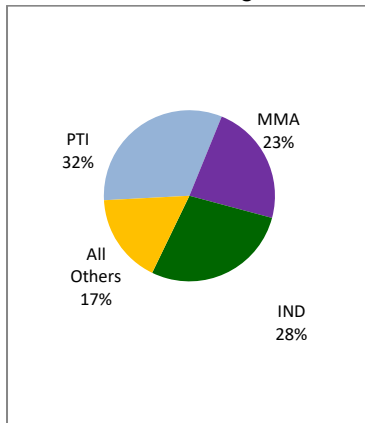


South KPK

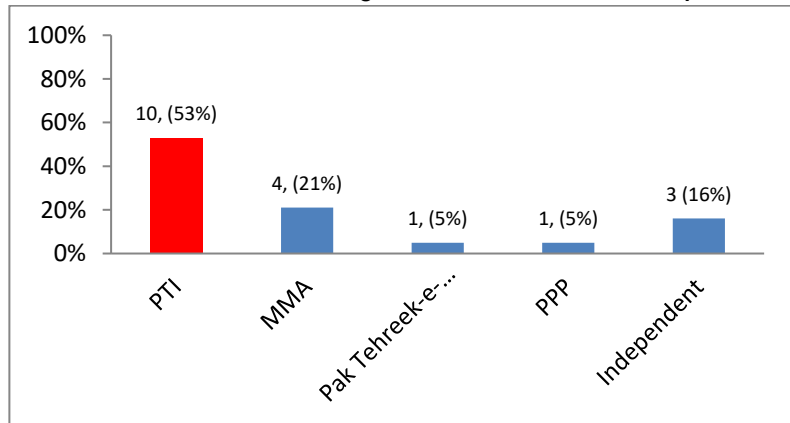
Score of Votes and Seats

| | Seats (n) | Seats % | Votes % | Votes (n) |
|-------------------------|--------------|-------------|-------------|------------------|
| PTI | 10 | 53% | 32% | 613,614 |
| MMA | 4 | 21% | 23% | 441,763 |
| Pak Tehreek-e-Insaniyat | 1 | 5% | 2% | 33,243 |
| PPP | 1 | 5% | 6% | 121,806 |
| PML-N | - | - | 4% | 75,499 |
| Independent | 3 | 16% | 28% | 528,720 |
| All Others | | | 5% | 96,289 |
| TOTAL | 19 | 100% | 100% | 1,910,934 |

Votes Percentage



Seats & Percentage of Seats in National Assembly



Source: Gilani's Index of Electoral Record, based on ECP data computed by Gallup Pakistan

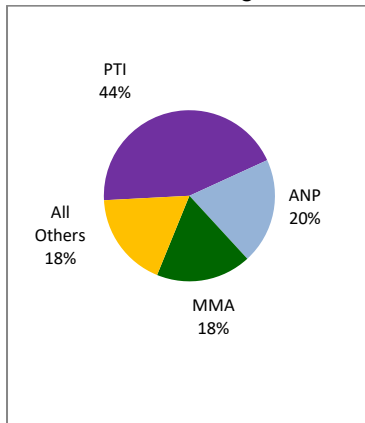


KPK: Peshawar Valley

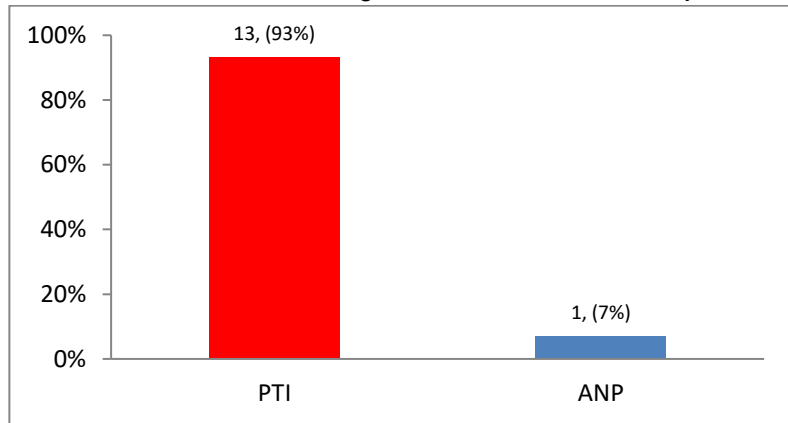
Score of Votes and Seats

| | Seats (n) | Seats % | Votes % | Votes (n) |
|--------------|--------------|-------------|-------------|------------------|
| PTI | 13 | 93% | 44% | 1,050,716 |
| ANP | 1 | 7% | 20% | 479,133 |
| MMA | - | - | 18% | 426,428 |
| PPP | - | - | 8% | 190,482 |
| PML-N | - | - | 5% | 123,903 |
| Independent | - | - | 1% | 30,158 |
| All Others | - | - | 4% | 96,454 |
| TOTAL | 14 | 100% | 100% | 2,397,274 |

Votes Percentage



Seats & Percentage of Seats in National Assembly



Source: Gilani's Index of Electoral Record, based on ECP data computed by Gallup Pakistan

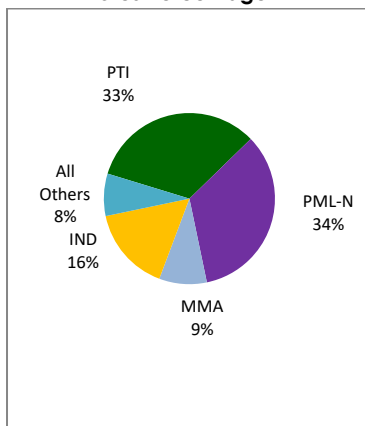


KPK: Hazara Region

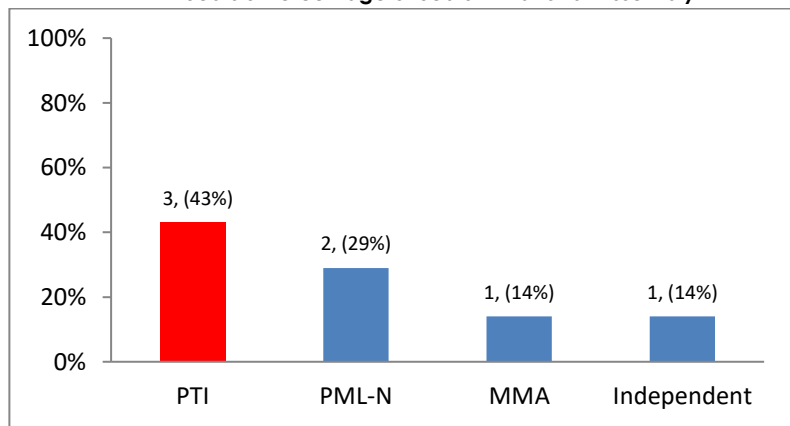
Score of Votes and Seats

| | Seats (n) | Seats % | Votes % | Votes (n) |
|--------------|--------------|-------------|-------------|------------------|
| PTI | 3 | 43% | 33% | 443,149 |
| PML-N | 2 | 29% | 34% | 465,705 |
| MMA | 1 | 14% | 9% | 120,033 |
| Independent | 1 | 14% | 16% | 219,007 |
| All Others | - | - | 8% | 103,489 |
| TOTAL | 7 | 100% | 100% | 1,351,383 |

Votes Percentage



Seats & Percentage of Seats in National Assembly



Source: Gilani's Index of Electoral Record, based on ECP data computed by Gallup Pakistan

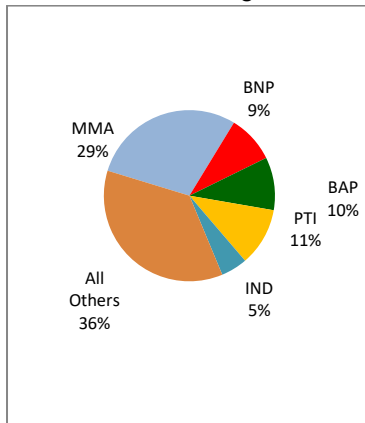


Balochistan 1: Quetta-Zhob Region

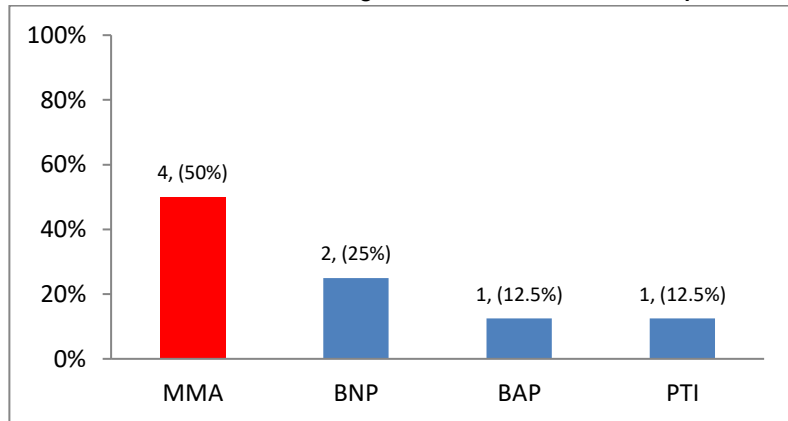
Score of Votes and Seats

| | Seats (n) | Seats % | Votes % | Votes (n) |
|-------------|--------------|------------|------------|--------------|
| MMA | 4 | 50% | 29% | 218,877 |
| BNP | 2 | 25% | 9% | 65,279 |
| BAP | 1 | 12.5% | 10% | 74,995 |
| PTI | 1 | 12.5% | 11% | 83,992 |
| Independent | - | - | 5% | 34,591 |
| All Others | - | - | 36% | 290,165 |
| Total | 8 | 100% | 100% | 767,899 |

Votes Percentage



Seats & Percentage of Seats in National Assembly



Source: Gilani's Index of Electoral Record, based on ECP data computed by Gallup Pakistan

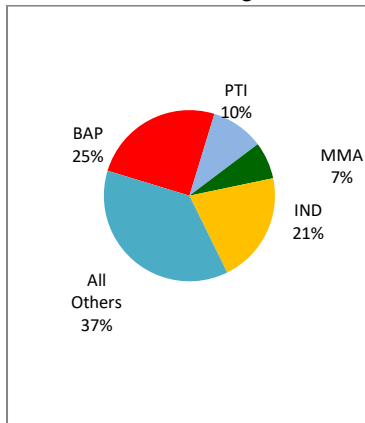


Balochistan 2: Kalat & Makran Region

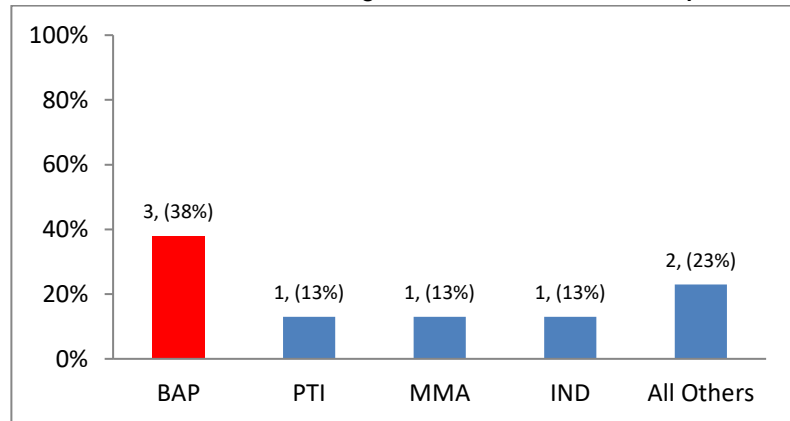
Score of Votes and Seats

| | Seats (n) | Seats % | Votes % | Votes (n) |
|-------------|--------------|------------|------------|--------------|
| BAP | 3 | 38% | 25% | 242,295 |
| PTI | 1 | 13% | 10% | 96,814 |
| MMA | 1 | 13% | 7% | 70,254 |
| PPP | - | - | 6% | 54,885 |
| Independent | 1 | 13% | 21% | 200,509 |
| All Others | 2 | 23% | 31% | 310,783 |
| Total | 8 | 100% | 100% | 975,540 |

Votes Percentage



Seats & Percentage of Seats in National Assembly



Source: Gilani's Index of Electoral Record, based on ECP data computed by Gallup Pakistan



Contact details:

Email: isb@gallup.com.pk

www.gallup.com.pk

www.gallup-international.com

Disclaimer: Gallup Pakistan is not related to Gallup Inc. headquartered in Washington D.C. USA. We require that our surveys be credited fully as Gallup Pakistan (not Gallup or Gallup Poll). We disclaim any responsibility for surveys pertaining to Pakistani public opinion except those carried out by Gallup Pakistan, the Pakistani affiliate of Gallup International Association. For details on Gallup International Association see website: www.gallup-international.com

Gallup Pakistan has conducted this poll according to the ESOMAR Code of Ethics and internationally recognized principles of scientific polling. The results in this Report do not represent views held by the authors or Gallup Pakistan. The results only represent public opinion, computed on the basis of views expressed by anonymous respondents selected through the procedure outlined in the Methodology section of this Report.