



GILGIT BALTISTAN IN THE NATIONAL MAINSTREAM

THIRD GB-WIDE ELECTIONS IN NOVEMBER 2020

November 19, 2020

A WELCOME NEWS

Gallup & Gilani Electoral History (1970-2020) is including GB in its datasets beginning with its first GB wide election held in 2009

FOR ELECTION WATCHERS

SAME PROCESS AS IN THE NATIONAL AND PROVINCIAL ASSEMBLIES OF PAKISTAN. HOWEVER THE DIFFERENCE IN SIZE OF THE ELECTORATE HAS TO BE KEPT IN VIEW

WELCOME TO THE ELECTION WATCHERS OF THE RESIDENTS OF GB PAKISTAN AND THE WORLD IN GENERAL

WE BEGIN WITH A FEW DISTINGUISHING FACTS OF THE
ELECTORAL LANDSCAPE IN GILGIT BALTISTAN.

0.75 Million

VOTES ARE BEING
CONTESTED IN
GILGIT BALTISTAN

24 Seats

LEGISLATIVE
ASSEMBLY SEATS IN
GILGIT BALTISTAN

31,000

VOTERS ON
AVERAGE PER SEAT

SMALLEST
NUMBER

14,001

LARGEST
NUMBER

43,603

COMPARED WITH NATIONAL ASSEMBLY ELECTORATE APPROXIMATELY (18+ POPULATION OF 2017) 106 MILLION

List of Seats - Rank ordered by Registered Votes

District	Constituency	Male	Female	Total
Nagar	GBA-5 Nagar-II	7,760	6,241	14,001
Hunza	GBA-7, Skardu-I	9,222	7,905	17,127
Diamer	GBA-18, Diamer-IV	11,363	7,544	18,907
Ghanche	GBA-24, Ghanche-III	10,588	9,599	20,187
Nagar	GBA-4, Nagar-I	12,731	10,440	23,171
Skardu	GBA-9, Skardu-III	13,993	11,569	25,562
Skardu	GBA-10, Skardu-IV	14,741	12,098	26,839
Kharmang	GBA-11, Kharmang	14,460	12,409	26,869
Ghanche	GBA-23, Ghanche-II	14,889	12,633	27,522
Astore	GBA-14, Astore-II	15,831	13,192	29,023
Ghanche	GBA-22, Ghanche-I	15,936	13,168	29,104
Diamer	GBA-17, Diamer-III	16,273	13,682	29,955
Astore	GBA-13, Astore-I	18,232	15,146	33,378
Ghizer	GBA-21, Ghizer-III	19,129	15,844	34,973
Diamer	GBA-15, Diamer-I	17,737	17,448	35,185
Diamer	GBA-16, Diamer-II	19,745	15,660	35,405
Gilgit	GBA-1, Gilgit-I	20,142	15,850	35,992
Shigar	GBA-12, Shigar	19,520	16,663	36,183
Ghizer	GBA-19, Ghizer-I	20,297	17,511	37,808
Skardu	GBA-8, Skardu-II	21,852	17,715	39,567
Gilgit	GBA-2, Gilgit-II	22,967	18,141	41,108
Gilgit	GBA-3, Gilgit-III	22,341	19,019	41,360
Ghizer	GBA-20, Ghizer-II	23,288	19,245	42,533
Hunza	GBA-6, Hunza	22,328	21,275	43,603

REGIONAL DISTRIBUTION WITHIN GB



THREE DIVISIONAL ZONES

GILGIT (Four Districts)

9 Seats

Gilgit (3), Ghizer(3),
Hunza (1) , Nagar (2)

BALTISTAN (Four Districts)

9 Seats

Baltistan (4), Ghanche (3),
Shigar(1), Kharmang(1)

DIAMER (Two Districts)

6 Seats

Diamer (4), Astor(2)

Total Seats: 24

VOTING TREND IN THREE ELECTION (Divisional Zone Wise)

		2009				2015				2020			
		Votes	Votes%	Seats	Seats %	Votes	Votes%	Seats	Seats %	Votes	Votes%	Seats	Seats %
Baltistan	PPP	57,186	22	7	29	24,519	6	1	4	33,372	10	1	5
	PML N	18,185	7	1	4	54,255	14	6	25	11,861	3	0	0
	PTI		0	0	0	16,462	4	0	0	44,382	13	3	14
	IND	16,853	7	0	0	941	0	0	0	33,164	9	3	14
	Others	20,640	8	1	4	37,421	10	2	8	14,010	4	1	5
Total		112,864	44	9	38	133,598	35	9	38	136,789	39	8	36
Diamer	PPP	9,071	4	2	8	11,050	3	0	0	8,761	2	0	0
	PML N	13,242	5	1	4	20,374	5	4	17	12,750	4	1	5
	PTI		0	0	0	9,697	3	0	0	24,073	7	3	14
	IND	7,922	3	0	0	25,798	7	1	4	16,288	5	1	5
	Others	11,575	5	3	13	13,204	3	1	4	10,070	3	1	5
Total		41,810	16	6	25	80,123	21	6	25	71,942	20	6	27
Gilgit	PPP	31,007	12	4	17	33,647	9	0	0	40,900	12	2	9
	PML N	19,920	8	0	0	50,903	13	4	17	11,641	3	1	5
	PTI		0	0	0	16,770	4	1	4	28,404	8	3	14
	IND	32,507	13	3	13	30,566	8	2	8	46,512	13	2	9
	Others	18,354	7	2	8	33,367	9	2	8	15,070	4	0	0
Total		101,788	40	9	38	165,253	44	9	38	142,527	41	8	36
G Total		256,462	100	24	100	378,974	100	24	100	351,258	100	22	100

VOTING TREND IN THREE ELECTION (Divisional Zone Wise)

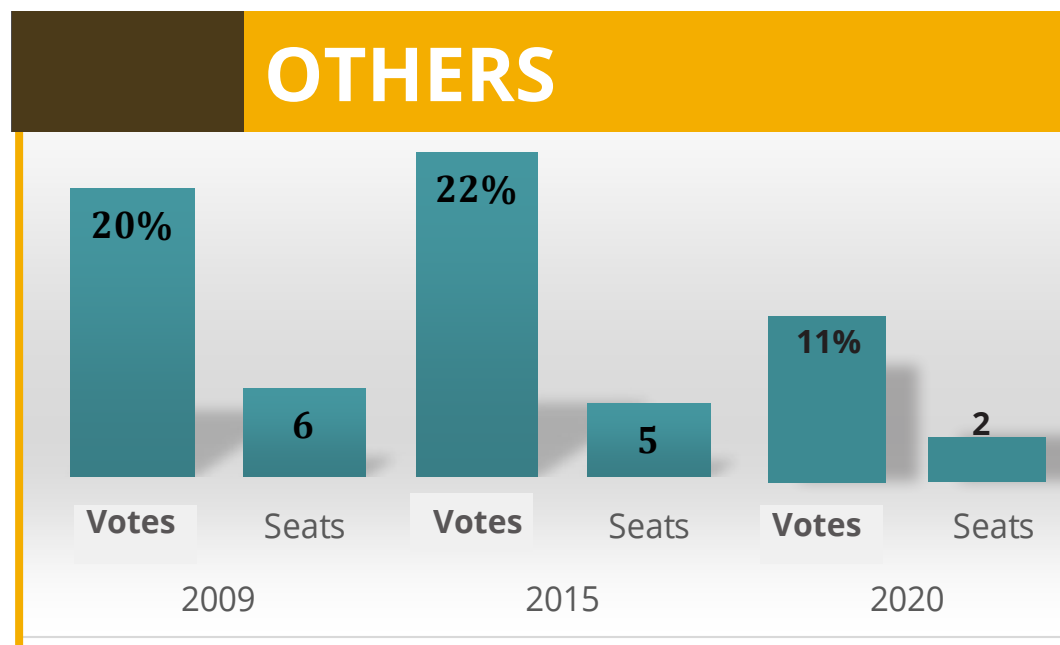
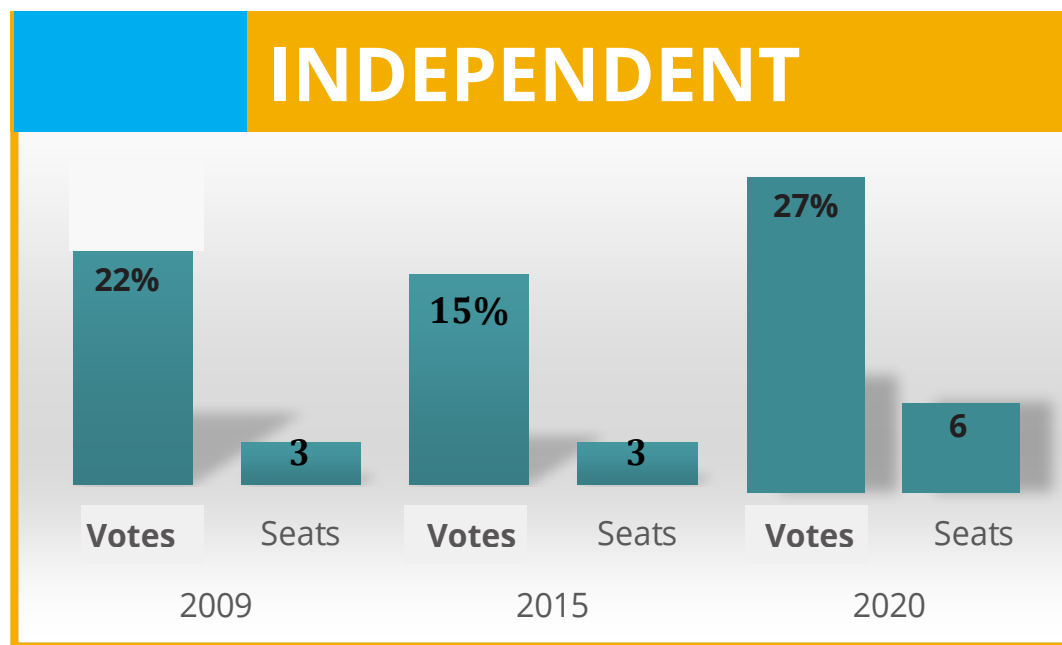
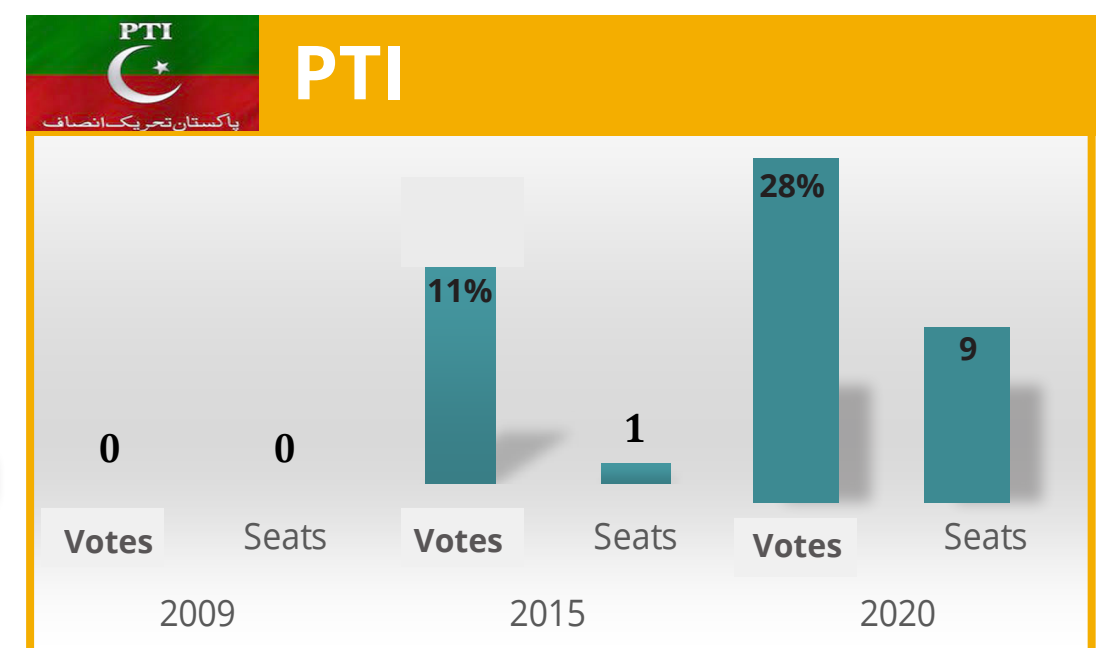
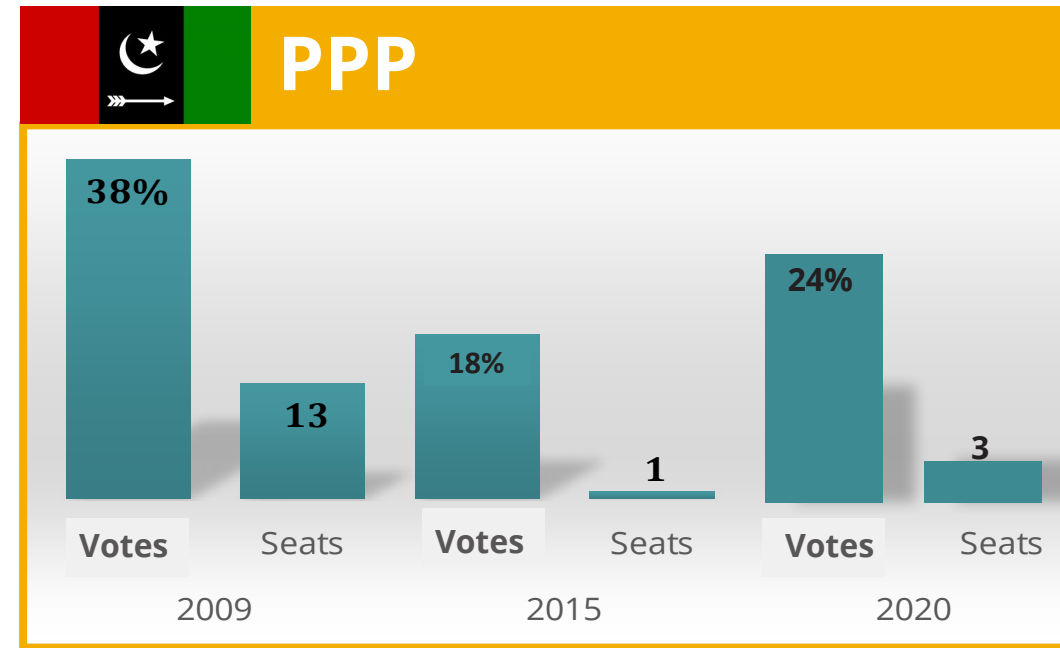
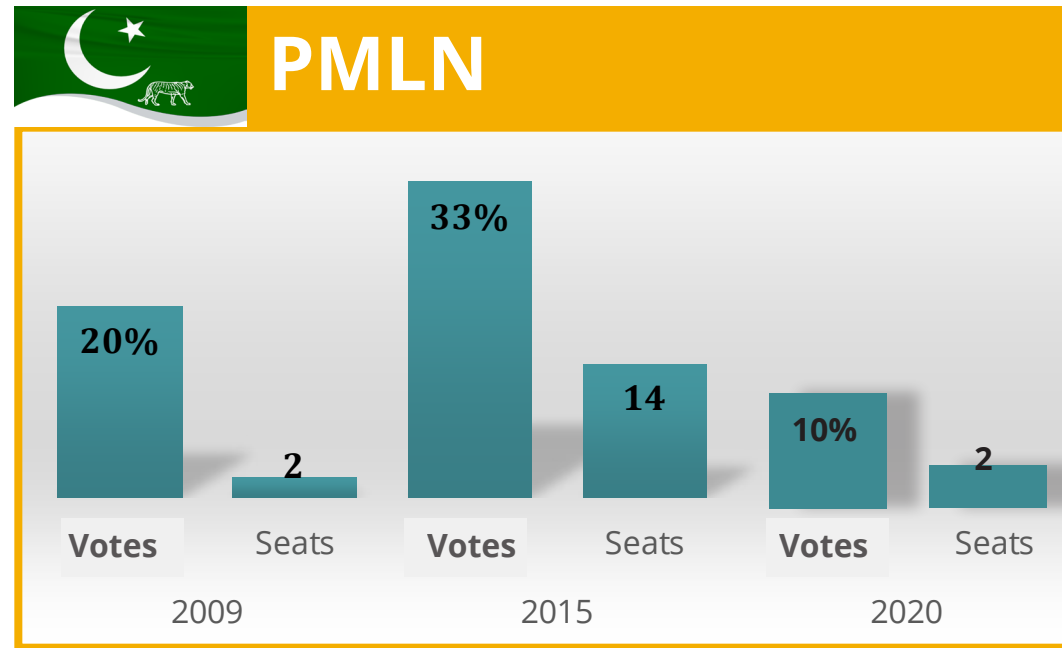
	2009		2015		2020	
	Votes	Seats	Votes	Seats	Votes	Seats
Baltistan	112,864	9	133,598	9	136,789	8
Diamer	41,810	6	80,123	6	71,942	6
Gilgit	101,788	9	165,253	9	142,527	8
	256,462	24	378,974	24	351,258	22


VOTING TREND IN THREE ELECTION

	2009		2015		2020	
	Votes	Seats	Votes	Seats	Votes	Seats
PPP	97,264	13	69,216	1	83,033	3
PMLN	51,347	2	125,532	14	36,252	2
PTI	0	0	42,929	1	96,859	9
IND	57,282	3	57,305	3	95,964	6
Others	50,569	6	83,992	5	39,150	2
	256,462	24	378,974	24	351,258	22

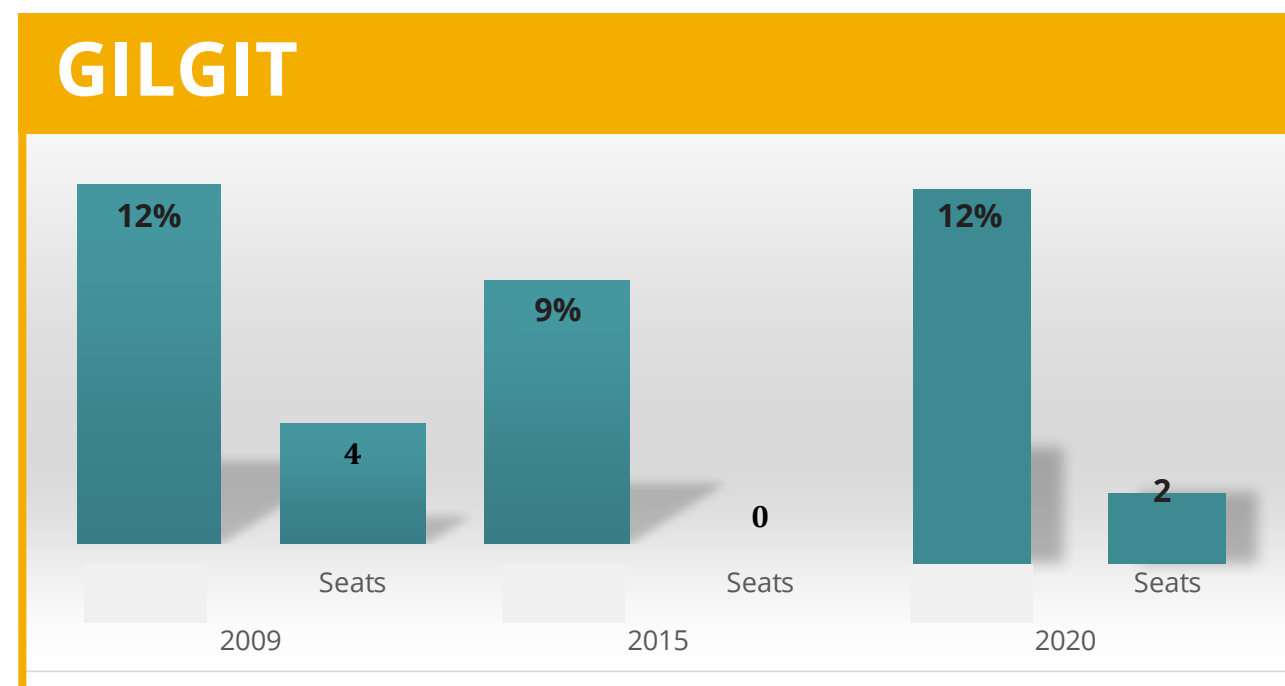
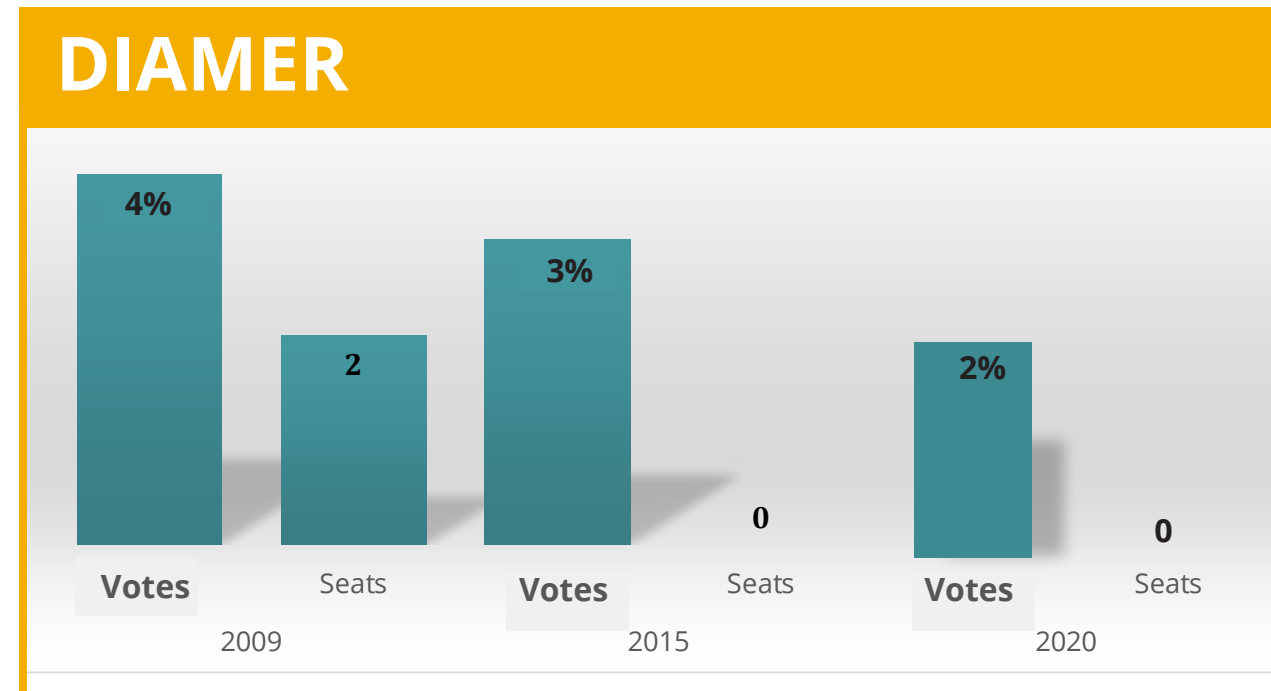
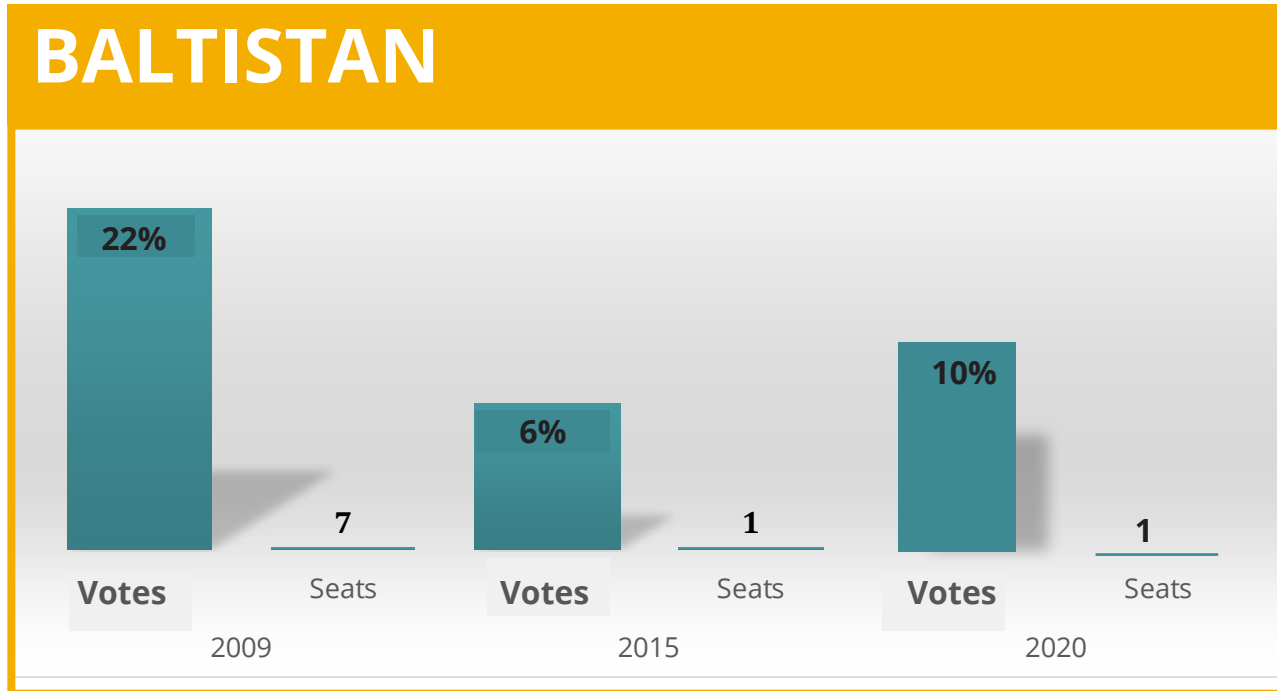
	2009		2015		2020	
	Votes (%)	Seats	Votes (%)	Seats	Votes (%)	Seats
PPP	38	13	18	1	24	3
PMLN	20	2	33	14	10	2
PTI	0	0	11	1	28	9
IND	22	3	15	3	27	6
Others	20	6	22	5	11	2
	100	24	100	24	100	22

VOTING TREND IN THREE ELECTION (ALL GB)



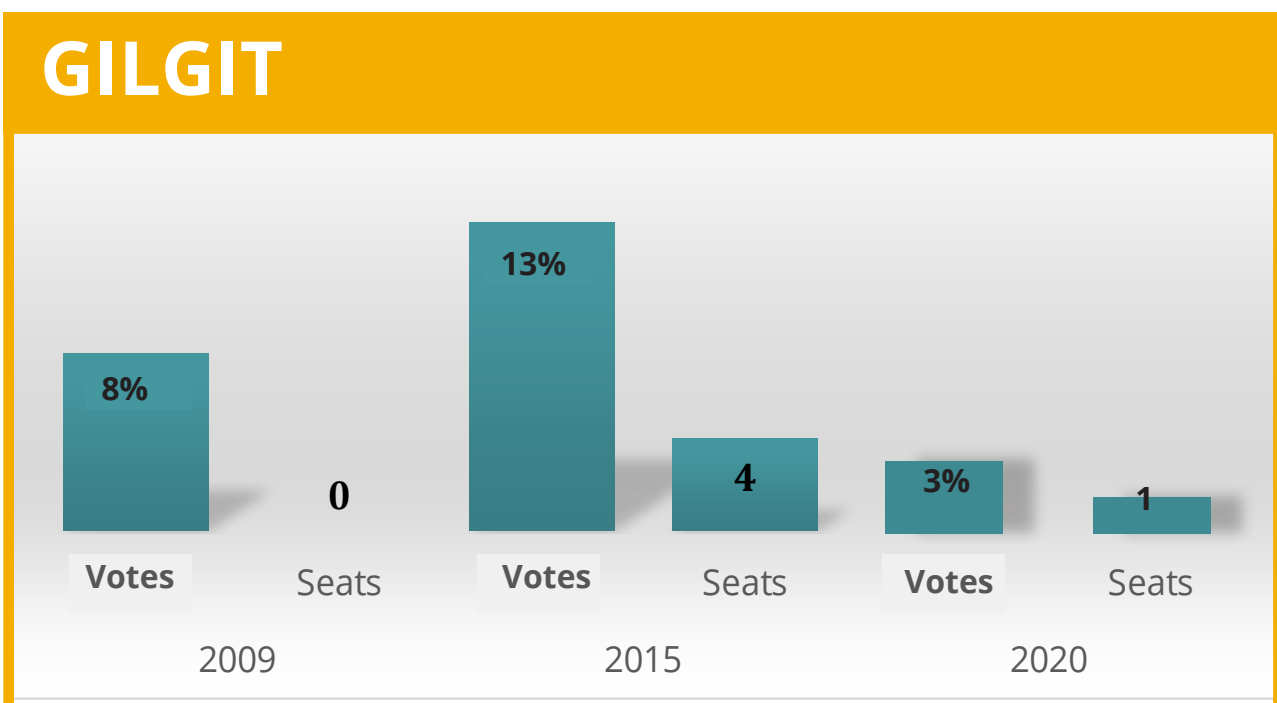
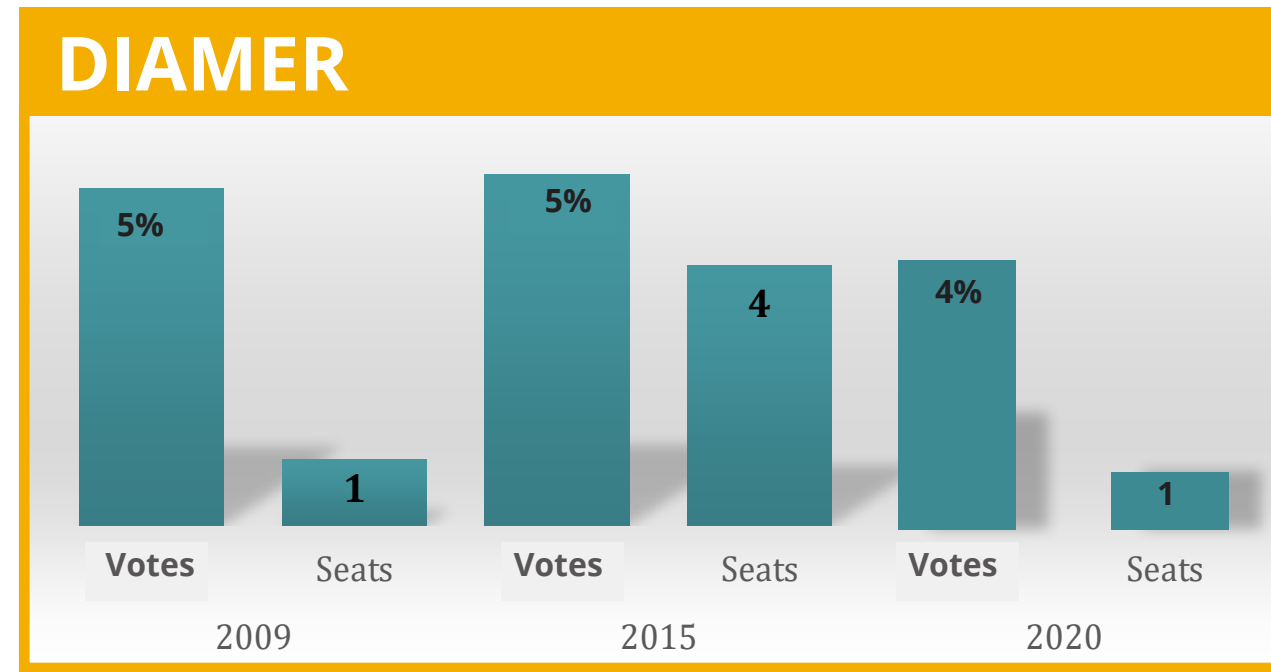
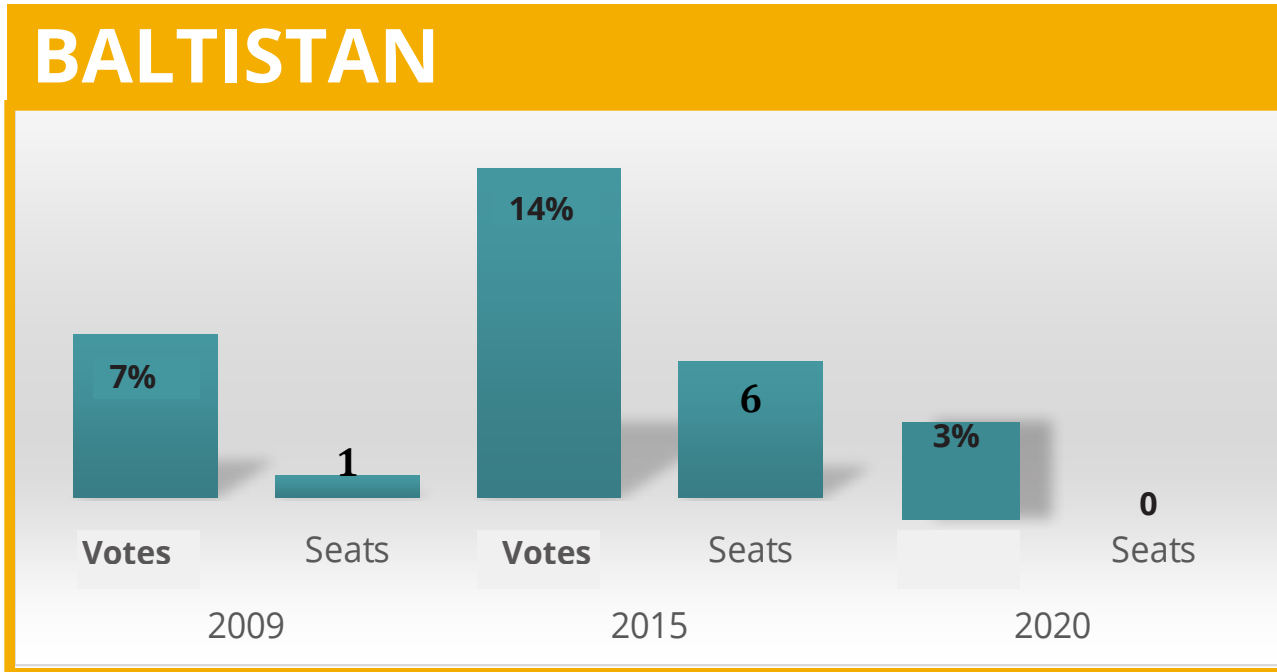


TREND DATA DIVISIONAL ZONE LEVEL AND SEAT VOTE SCORE (PPP)



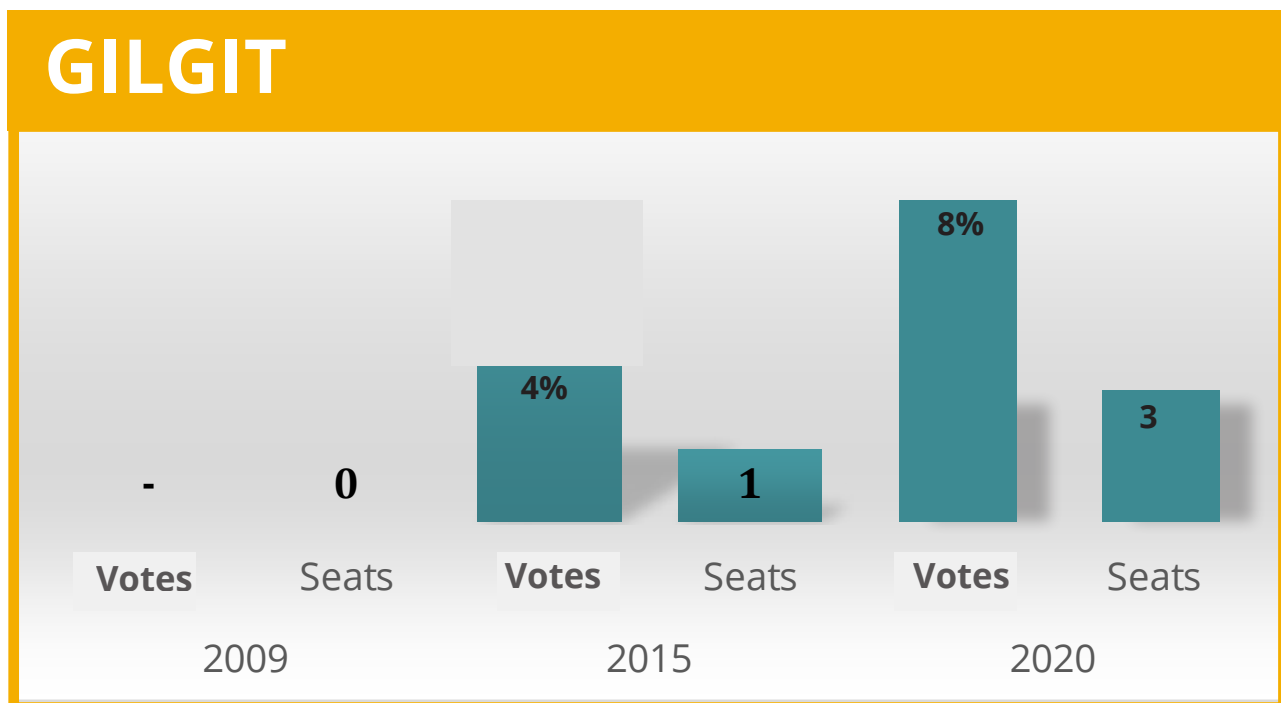
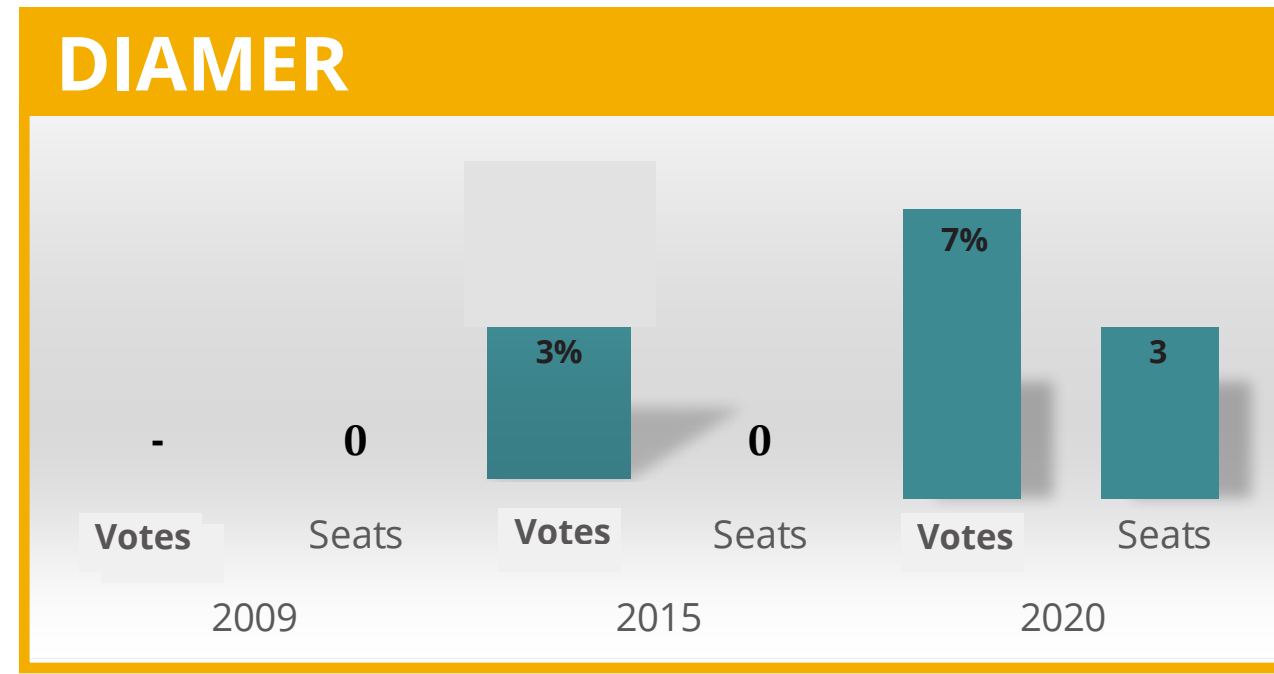
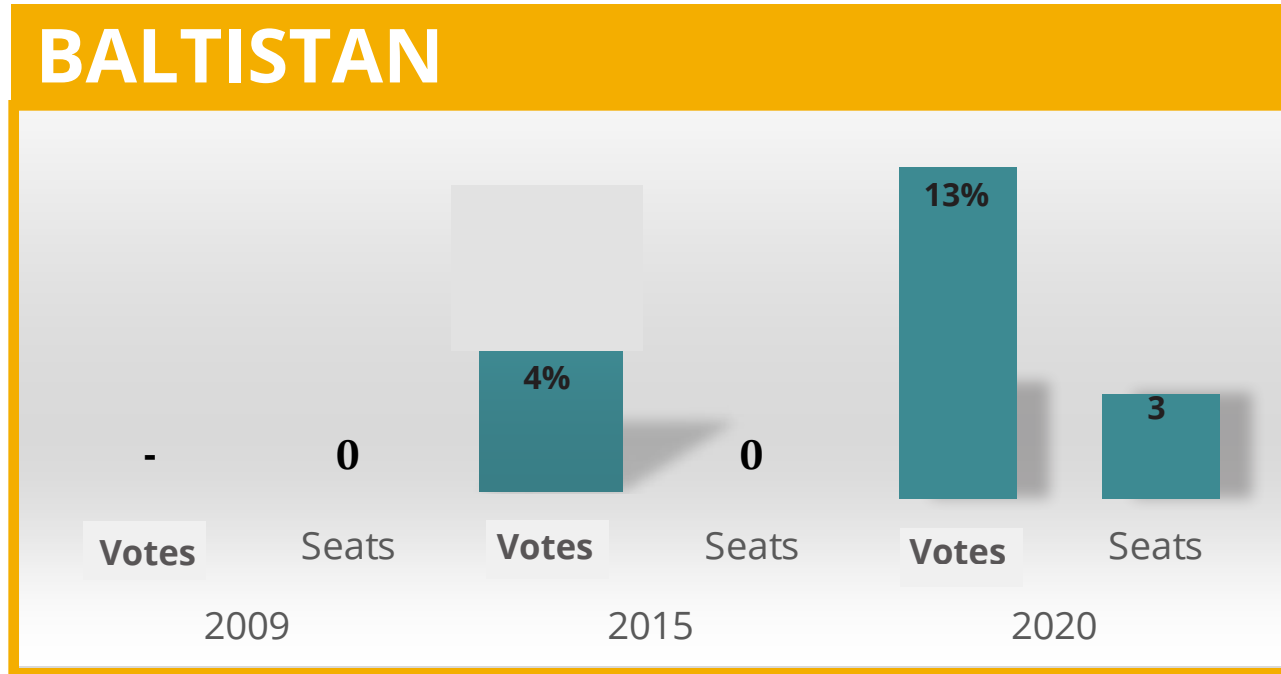


TREND DATA DIVISIONAL ZONE LEVEL AND SEAT VOTE SCORE (PMLN)

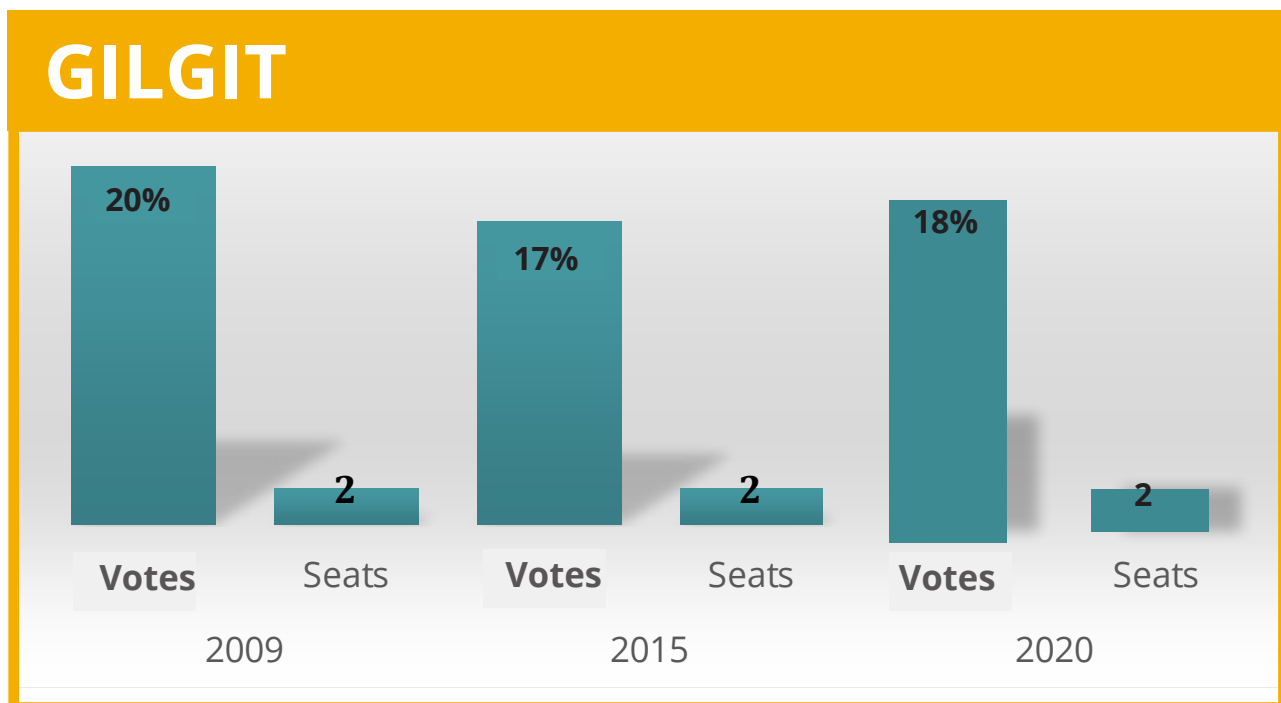
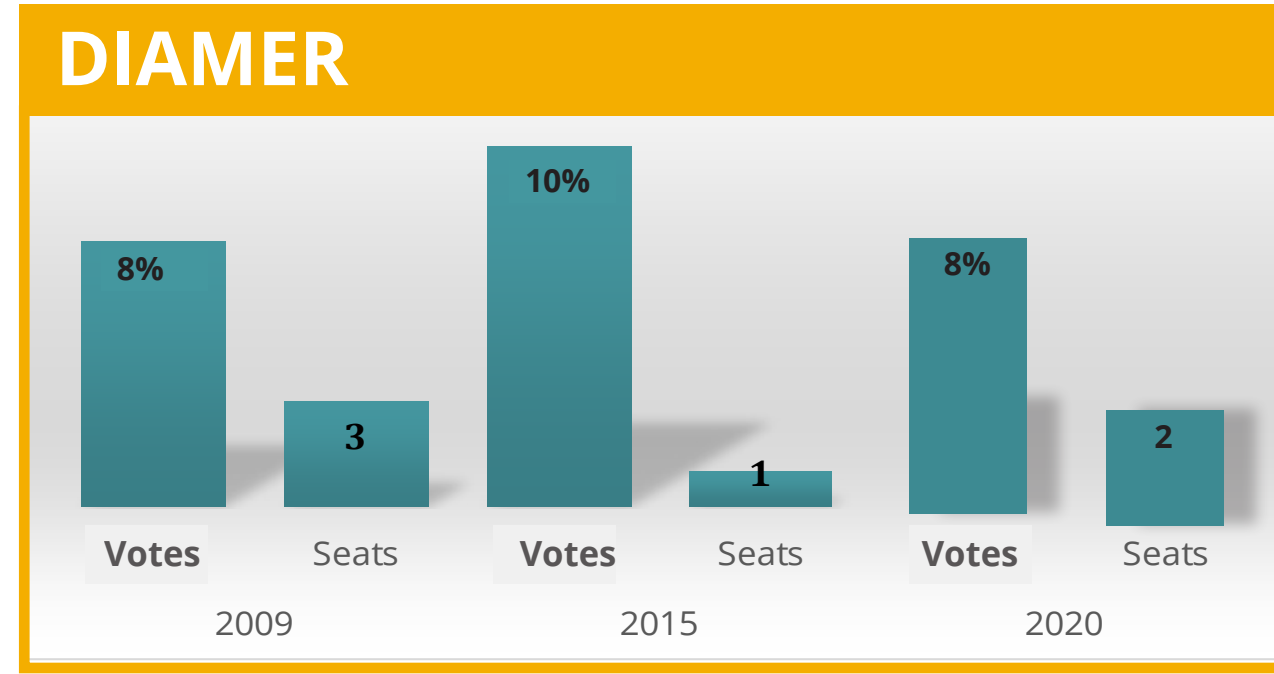
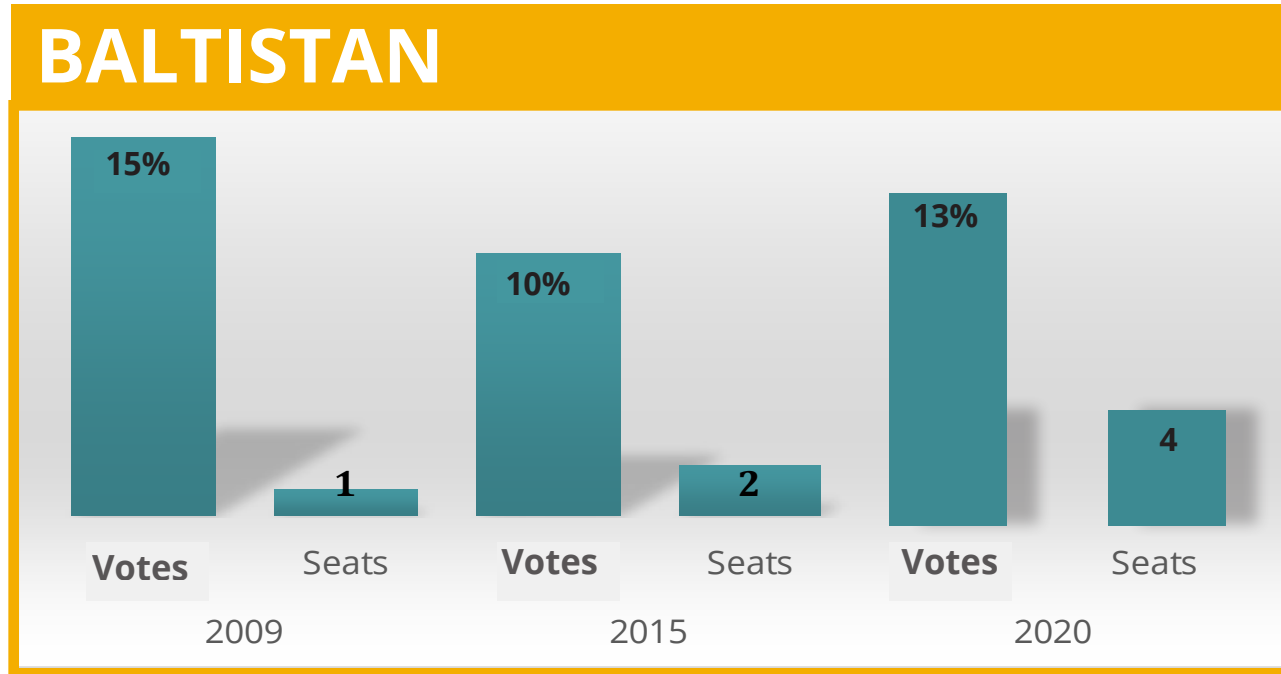




TREND DATA DIVISIONAL ZONE LEVEL AND SEAT VOTE SCORE (PTI)



TREND DATA DIVISIONAL ZONE LEVEL AND SEAT VOTE SCORE (ALL OTHERS)



TREND DATA DISTRICT WISE VOTING WISE (% OF VOTES)

		PPP			PML N			PTI			IND			Others		
		2009	2015	2020	2009	2015	2020	2009	2015	2020	2009	2015	2020	2009	2015	2020
Baltistan	Ghanche	48	14	26	40	62	6	-	20	39	-	0	28	12	3	-
	Kharmang	47	0	6	-	41	2	-	39	47	53	0	42	-	19	4
	Shigar	45	46	35	-	44	22	-	-	42	-	-	-	55	10	1
	Skardu	56	14	24	8	26	6	-	6	22	25	1	27	12	52	21
Diamer	Astore	38	14	26	34	19	26	-	4	41	29	53	6	-	11	1
	Diamer	12	14	5	31	30	13	-	17	29	13	19	32	44	20	21
Gilgit	Ghizer	24	12	21	20	24	11	-	17	22	31	40	38	24	7	8
	Gilgit	27	28	48	29	40	11	-	5	18	34	7	23	9	20	0
	Hunza	56	17	17	-	41	4	-	11	23	-	0	45	44	30	12
	Nagar	40	25	31	-	13	1	-	5	13	47	8	21	13	48	34

TREND DATA DISTRICT WISE VOTING WISE (NUMBER OF SEATS)

		PPP			PML N			PTI			IND			Others		
		2009	2015	2020	2009	2015	2020	2009	2015	2020	2009	2015	2020	2009	2015	2020
Baltistan	Ghanche	2	-	1	1	3						2	-	-		
	Kharmang								1							
	Shigar	1	-		-	1			1				-	-		
	Skardu	-	1		-	-				1		1	1	-		
		4	-		-	2								-	2	
Diamer	Astore	2	-		-	1			2				-	-		
	Diamer	-	-		1	3	1		1		1		-	1	1	
Gilgit	Ghizer	1	-		-	-	1		1	1		1	1	1	-	
	Gilgit	1	-	1	-	3				1			2	-	-	
	Hunza	1	-		-	1			1				-	-		
	Nagar	1	-	1	-	-						1	-	-		
		1	-	1	-	-							-	-	1	2
		13	1	3	2	14	2	-	1	9	3	3	6	6	5	2

Contact Details:
Islamabad : +92 51 2655630
Email: isb@gallup.com.pk
www.gallup.com.PK



Gallup Pakistan is not related to Gallup Inc. headquartered in Washington D.C. USA. We require that our surveys be credited fully as Gallup Pakistan (not Gallup or Gallup Poll). We disclaim any responsibility for surveys pertaining to Pakistani public opinion except those carried out by Gallup Pakistan, the Pakistani affiliate of Gallup International Association.

