



Child Immunization Statistics in Pakistan

25th June, 2021



Blank



Table of Contents:

EXECUTIVE SUMMARY

PART 1: FINDINGS

Child Immunization Statistics in Pakistan

Section 1 - Incidence of Immunization in Pakistan: A socio-economic and Geographical Review

- Item 1: Overall Child Immunization Statistics
- Item 2: Has the child been immunized?
- Item 3: Do you have the immunization card?
- Item 4: Where/whom was the most recent immunization given?

Section 2 - Uptake of Different Vaccines within Pakistan

- Item 5.1: BCG Vaccine
- Item 5.2: Penta1
- Item 5.3: Penta2
- Item 5.4: Penta3
- Item 5.5: Pneumococcal1
- Item 5.6: Pneumococcal2
- Item 5.7: Pneumococcal3
- Item 5.8: Polio0
- Item 5.9: Polio1
- Item 5.10: Polio2
- Item 5.11: Polio3
- Item 5.12: IPV
- Item 5.13: Measles1
- Item 5.14: Measles2

Section 3 - Barriers to Immunization

- Item 6: How far did you travel (round trip) to get immunization?
- Item 7: How much did you pay for it (including transport)?
- Item 8: Why was the child not immunized?

PART 2: METHODOLOGY

Executive Summary



Child Immunization Statistics in Pakistan



1 in 3 Pakistani children under 5 years of age are not fully immunized



73%



66%

Children from the rural areas of Pakistan (66%) have a lower rate of full child immunization as compared to children in urban Pakistan (73%)



2 in 5 Pakistani children between the ages of 6 months and 1 year are not fully immunized

29%



Nearly 29% of Pakistani children between 1 to 2 years are not fully immunized

98%



Pakistani children received immunization at some point in their life

50%



Nearly 50% Pakistanis have the immunization card

89%




Pakistanis had to travel 2 km or less to get immunization (round trip)

87%



of Pakistanis did not have to pay for their child's immunization (including transportation expenses)

38%



Pakistanis did not get their child immunized because no vaccination team had visited them



More than 6 in 10 Pakistani children reported being given their most recent vaccine through a vaccination team or a campaign

Uptake of Different Vaccines within Pakistani Children

BCG	87%
Penta (1st Dose)	85%
Penta (2nd Dose)	81%
Penta (3rd Dose)	78%
Pneumonia (1st Dose)	84%
Pneumonia (2nd Dose)	81%
Pneumonia (3rd Dose)	78%
Polio (1st Dose)	98%
Polio (2nd Dose)	97%
Polio (3rd Dose)	93%
Polio (4th Dose)	90%
IPV	74%
Measles (1st Dose)	70%
Measles (2nd Dose)	59%

DATA SOURCE:

Pakistan Social and Living Standards Measurement 2018-19



Executive Summary Child immunization in Pakistan is slowly following an upward trend as compared to the past few years. However, child immunization is still not as common in certain rural areas where there is not only lack of facilities but also ever-increasing poverty. In this report, Gallup Pakistan has considered an indiscriminate survey from the citizens of Pakistan, PSLM 2018-19 to assess the prevalence of child immunization across the country. PSLM (Pakistan Social And Living Standards Measurement) is a yearly survey conducted by the Pakistan Bureau of Statistics to gather data from provincial and district level to assist the government of Pakistan. It focuses on multiple social and economic factors.

Key findings:

- **1 in 3** Pakistani children under 5 years of age are not fully immunized.
- The difference between the level of complete immunization received by both male and female children is negligible.
- Children from the rural areas of Pakistan (**66%**) have a lower rate of full child immunization as compared to children in urban Pakistan (**73%**).
- **2 in 5** Pakistani children between the ages of 6 months and 1 year are not fully immunized.
- Nearly **29%** of Pakistani children between 1 to 2 years are not fully immunized.
- **98%** Pakistani children received immunization at some point in their life.
- Nearly **50%** Pakistanis have the immunization card.
- Approximately **87%** of all Pakistani children have received the BCG vaccine.
- **85%** of Pakistani children have gotten the first dose of the Penta vaccine.
- Around **4 in 5** Pakistani children have gotten the second dose of the Penta vaccine.
- **78%** of Pakistani children received the third dose of the Penta vaccine.
- **84%** of Pakistani children report that they have gotten the first dose of the Pneumonia vaccine.
- **81%** Pakistani children received the second dose of the Pneumonia vaccine.
- Around **1 in 5** Pakistani children have not gotten the third dose of the Pneumonia vaccine.
- **98%** Pakistani children received the first dose of the Polio vaccine, of which **16%** received it through the Polio campaign.
- **97%** Pakistani children received the second dose of the Polio vaccine.
- Only **7%** Pakistani children do not get the third dose of the Polio vaccine.
- **1 in 10** Pakistani children report not getting the fourth dose of the Polio vaccine.
- **26%** Pakistani children have not received the Inactive Polio Vaccine (IPV).



- **7 in 10** Pakistani children get the first dose of the Measles vaccine.
- **41%** Pakistani children did not get the second dose of the Measles vaccine.
- More than **6 in 10** Pakistani children reported being given their most recent vaccine through a vaccination team or a campaign.
- **89%** Pakistanis had to travel 2 km or less to get immunization (round trip).
- **87%** of Pakistanis did not have to pay for their child's immunization (including transportation expenses).
- **38%** Pakistanis did not get their child immunized because no vaccination team had visited them.





Overview

[Immunization](#) is a process whereby one achieves immunity through vaccination. Over the years, Pakistan has increasingly been focusing its efforts on immunization through various public health initiatives such as the Polio vaccine campaigns etc. There has been a gradual increase in child immunization as compared to past years though immunization is unfortunately still not as common. Findings from the PSLM 2018-2019 Survey show that 1 in 3 children under 5 years of age are still not fully vaccinated. Some disparity also exists between the extent of child immunization between [rural and urban Pakistan](#) though it is not as stark as before. The survey indicates that 66% children in rural areas have been fully vaccinated while 73% children in urban areas have been vaccinated, indicating a 7% difference between urban and rural child immunizations

Comparing all provinces, the rate of child immunization in Balochistan is the least (40%), followed by Khyber Pakhtunkhwa (44%) and Sindh (66%). Punjab has the highest rate of child immunization with 81% children under 5 years of age being fully vaccinated. These figures reflect in the statistics for region-wise and division-wise child immunization rates. All four regions of Punjab (North, West, Central and South) had the highest rates for child immunization, ranging from 79% to 89%. The regions with the lowest child vaccinations were the southern sphere of Khyber Pakhtunkhwa (21%) and the Quetta region (29%). Amongst all divisions, Dera Ismail Khan had the lowest rate of fully vaccinated children under 5 years of age at 4%. Other divisions with lower rates of fully immunized children were Zhob (13%) and Bannu (14%). Contrarily, some of the divisions with the highest rates of immunization for children under 5 years of age were Islamabad (96%), Faisalabad (89%), Rawalpindi (87%) and more. However, there was only one division which reported a 100% rate of child immunization which was Mekran.

More in-depth statistical analysis also revealed that some vaccination campaigns were relatively more successful as compared to others. The polio vaccination campaign was observed to be more successful as compared to other campaigns, with a growing portion of children being vaccinated through the campaign. However, the same does not apply for the inactive polio vaccine (IPV) where lesser percentage of children were immunized through the campaign itself. The measles vaccine campaign was not overtly successful throughout Pakistan except for in Balochistan, in the Hazara and Quetta divisions.

Survey results also showed that the major reason why their child was not immunized was because no vaccination team had visited them. Other reasons included the vaccination facility being too far away, lack of affordability and unawareness about vaccination itself.

Overall, it was observed that though Pakistan is moving towards greater rates of child immunization, there is still significant room for improvement for greater vaccine uptake, especially with regards to overcoming vaccine hesitancy within the country.

Immunization Statistics



SECTION 1:

Incidence of Immunization in Pakistan: A Socio-economic and Geographical Review



Incidence of Immunization in Pakistan (Findings)



1 in 3 Pakistani children under 5 years of age are not fully immunized



98%

Pakistani children received immunization at some point in their life



More than 6 in 10 Pakistani children (67%) reported being given their most recent vaccine through a vaccination team or a campaign



50%

Nearly 50% Pakistanis have the immunization card, the highest being in Punjab

GALLUP
PAKISTAN

Affiliated with Gallup International

Pakistan's Foremost Social Research Lab

Child
Immunization
Statistics
in Pakistan



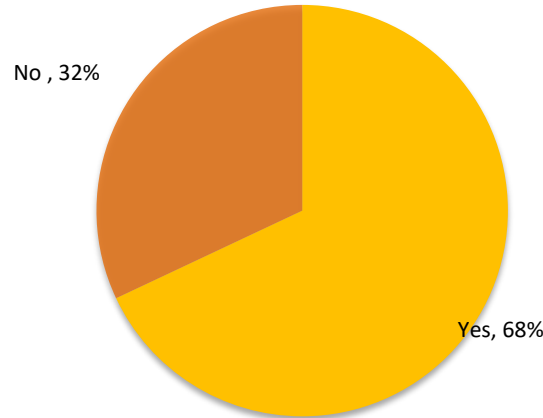
Incidence of Immunization in Pakistan - Findings

- **1 in 3** Pakistani children under 5 years of age are not fully immunized.
- The difference between the level of complete immunization received by both male and female children is negligible.
- **98%** Pakistani children received immunization at some point in their life.
- Nearly **50%** Pakistanis have the immunization card, the highest being in Punjab.
- More than **6 in 10** Pakistani children (**67%**) reported being given their most recent vaccine through a vaccination team or a campaign.



Item 1: Key Finding

1 in 3 Pakistani children under 5 years of age are not fully immunized.



Source: Pakistan Social and Living Standards Measurement 2018-19

Key Findings:

- The difference between the level of immunization received by both male and female children is close to negligible.
- More children between the ages of 6 months to a year (40%) are not fully immunized as compared to those between the ages of 1 to 2 years.
- Children in urban Pakistan (73%) are more fully immunized in comparison to those belonging from rural Pakistan (66%) though the difference is not too striking.
- Among all the provinces, Punjab (81%) has the highest rate of children being fully immunized while Balochistan (40%) has the lowest rate of complete immunizations.
- From all the regions, the southern region of Khyber Pakhtunkhwa (21%) reports the lowest rate of complete vaccinations for children while the regions of Punjab (North, West, Central, South) have the highest rates of complete vaccinations with the north of Punjab (89%) having the highest percentage of complete immunizations for children.
- From all the divisions, Mekran is the only division which reports 100% full child immunization while Dera Ismail Khan (4%) reports the lowest rate of complete child immunizations.



Item 1: Statistical Analysis

1 in 3 Pakistani children under 5 years of age are not fully immunized.

		Yes	No
All Pakistan		68%	32%
Demographics			
Gender of Child	Male	68%	32%
	Female	68%	32%
Age of Child (Binned)	0.51 - 1 Year	60%	40%
	1 - 2 Years	71%	29%
Location			
	Rural	66%	34%
	Urban	73%	27%
Province			
	Punjab	81%	19%
	Sindh	66%	34%
	KPK	44%	56%
	Balochistan	40%	60%
12 Regions			
	Punjab North	89%	11%
	Punjab West	84%	16%
	Punjab Central	80%	20%
	Punjab South	79%	21%
	Karachi Region	52%	48%
	Interior Sindh	71%	29%
	KPK North	43%	57%
	KPK South	21%	79%
	Peshawar Valley	57%	43%
	Hazara	40%	60%
	Quetta Region	29%	71%
	Kalat & Makran Region	50%	50%

Source: Pakistan Social and Living Standards Measurement 2018-19



Topic 1: Child Immunization Statistics in Pakistan

		Yes	No
Divisions			
	Malakand	43%	57%
	Hazara	40%	60%
	Mardan	60%	40%
	Peshawar	56%	44%
	Kohat	39%	61%
	Bannu	14%	86%
	Dera Ismail Khan	4%	96%
	Islamabad	96%	4%
	Rawalpindi	87%	13%
	Sargodha	74%	26%
	Faisalabad	89%	11%
	Gujranwala	86%	14%
	Lahore	73%	27%
	Sahiwal	86%	14%
	Multan	81%	19%
	Dera Ghazi Khan	73%	27%
	Bahawalpur	78%	22%
	Larkana	71%	29%
	Sukkur	65%	35%
	Hyderabad	70%	30%
	Mirpur Khas	78%	22%
	Karachi	52%	48%
	Shaheed Benazirabad	77%	23%
	Quetta	38%	62%
	Zhob	13%	87%
	Sibbi	40%	60%
	Nasirabad	58%	42%
	Kalat	39%	61%
	Mekran	100%	0%

Source: Pakistan Social and Living Standards Measurement 2018-19



Top 5 Best Performing Divisions within Pakistan regarding Full Child Immunization

<i>Divisions</i>	<i>% of Child Immunization</i>
Mekran	100%
Islamabad	96%
Faisalabad	89%
Rawalpindi	87%
Gujranwala	86%

Top 5 Worst Performing Divisions within Pakistan regarding Full Child Immunization

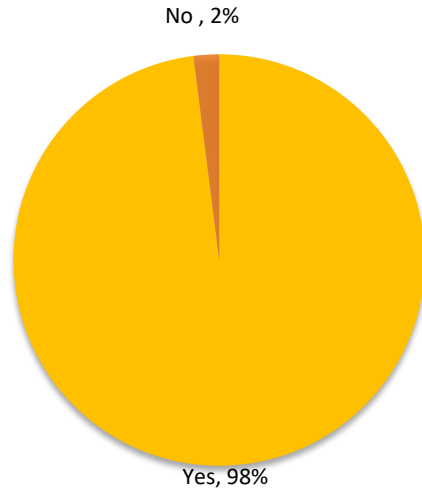
<i>Divisions</i>	<i>% of Child Immunization</i>
Kohat	39%
Quetta	37%
Bannu	14%
Zhob	13%
Dera Ismail Khan	4%



Item 2: Key Finding

98% Pakistani children received immunization at some point in their life.

Question: **Has the child been immunized?**



Source: Pakistan Social and Living Standards Measurement 2018-19



Item 2: Statistical Analysis

Immunization Statistics show that 98% Pakistani children across all provinces received immunization at some point.

Question: **Has the child been immunized?**

		Yes	No	DK/NR
All Pakistan		98%	2%	<1%
Location				
	Rural	97%	2%	<1%
	Urban	99%	1%	<1%
Province				
	Punjab	97%	2%	<1%
	Sindh	99%	<1%	<1%
	KPK	98%	2%	<1%
	Balochistan	96%	3%	1%
12 Regions				
	Punjab North	99%	1%	0%
	Punjab West	96%	3%	1%
	Punjab Central	99%	<1%	<1%
	Punjab South	97%	3%	<1%
	Karachi Region	99%	<1%	<1%
	Interior Sindh	99%	<1%	<1%
	KPK North	97%	2%	<1%
	KPK South	99%	1%	<1%
	Peshawar Valley	98%	2%	<1%
	Hazara	98%	2%	<1%
	Quetta Region	94%	4%	2%
	Kalat & Makran Region	98%	2%	<1%

Source: Pakistan Social and Living Standards Measurement 2018-19



Topic 1: Child Immunization Statistics in Pakistan

		Yes	No	DK/NR
Divisions				
	Malakand	97%	2%	<1%
	Hazara	98%	2%	<1%
	Mardan	99%	<1%	0%
	Peshawar	98%	2%	<1%
	Kohat	100%	<1%	<1%
	Bannu	98%	2%	<1%
	Dera Ismail Khan	99%	1%	0%
	Islamabad	98%	2%	0%
	Rawalpindi	99%	1%	0%
	Sargodha	97%	3%	<1%
	Faisalabad	96%	3%	1%
	Gujranwala	99%	<1%	<1%
	Lahore	98%	1%	<1%
	Sahiwal	99%	1%	0%
	Multan	98%	2%	<1%
	Dera Ghazi Khan	96%	4%	<1%
	Bahawalpur	95%	5%	0%
	Larkana	100%	<1%	<1%
	Sukkur	99%	1%	<1%
	Hyderabad	99%	1%	<1%
	Mirpur Khas	99%	<1%	0%
	Karachi	99%	<1%	<1%
	Shaheed Benazirabad	100%	<1%	0%
	Quetta	92%	5%	3%
	Zhob	96%	3%	<1%
	Sibbi	97%	3%	<1%
	Nasirabad	99%	<1%	<1%
	Kalat	98%	3%	0%
	Mekran	95%	5%	0%

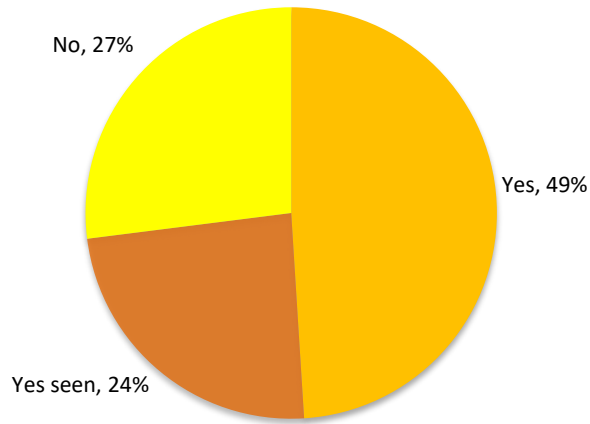
Source: Pakistan Social and Living Standards Measurement 2018-19



Item 3: Key Finding

Nearly 50% Pakistanis have the immunization card

Question: **Do you have the immunization card?**



Source: Pakistan Social and Living Standards Measurement 2018-19



Item 3: Statistical Analysis

Analysis shows that approximately 50% of all Pakistanis have the immunization card, the highest being in Punjab.

Question: Do you have the immunization card?

		Yes	Yes seen	No
All Pakistan		49%	24%	27%
Location				
	Rural	43%	25%	32%
	Urban	63%	20%	17%
Province				
	Punjab	56%	32%	11%
	Sindh	46%	5%	49%
	KPK	38%	28%	34%
	Balochistan	37%	1.4%	62%
12 Regions				
	Punjab North	75%	14%	11%
	Punjab West	32%	43%	26%
	Punjab Central	63%	34%	3%
	Punjab South	58%	31%	11%
	Karachi Region	88%	4%	8%
	Interior Sindh	32%	6%	62%
	KPK North	27%	31%	42%
	KPK South	31%	13%	56%
	Peshawar Valley	47%	41%	12%
	Hazara	42%	13%	46%
	Quetta Region	36%	1%	63%
	Kalat & Makran Region	37%	2%	61%

Source: Pakistan Social and Living Standards Measurement 2018-19



Topic 1: Child Immunization Statistics in Pakistan

		Yes	No	DK/NR
Divisions				
	Malakand	27%	31%	42%
	Hazara	42%	12%	46%
	Mardan	44%	50%	7%
	Peshawar	50%	36%	14%
	Kohat	47%	21%	33%
	Bannu	7%	1%	92%
	Dera Ismail Khan	32%	14%	54%
	Islamabad	78%	12%	11%
	Rawalpindi	75%	15%	11%
	Sargodha	25%	48%	28%
	Faisalabad	37%	40%	24%
	Gujranwala	50%	46%	5%
	Lahore	75%	23%	2%
	Sahiwal	61%	38%	1%
	Multan	52%	36%	12%
	Dera Ghazi Khan	51%	30%	19%
	Bahawalpur	72%	21%	8%
	Larkana	27%	10%	63%
	Sukkur	19%	8%	73%
	Hyderabad	43%	4%	54%
	Mirpur Khas	41%	2%	58%
	Karachi	88%	4%	8%
	Shaheed Benazirabad	34%	3%	63%
	Quetta	47%	1%	52%
	Zhob	17%	0%	83%
	Sibbi	24%	2%	74%
	Nasirabad	23%	1%	76%
	Kalat	48%	2%	50%
	Mekran	90%	3%	7%

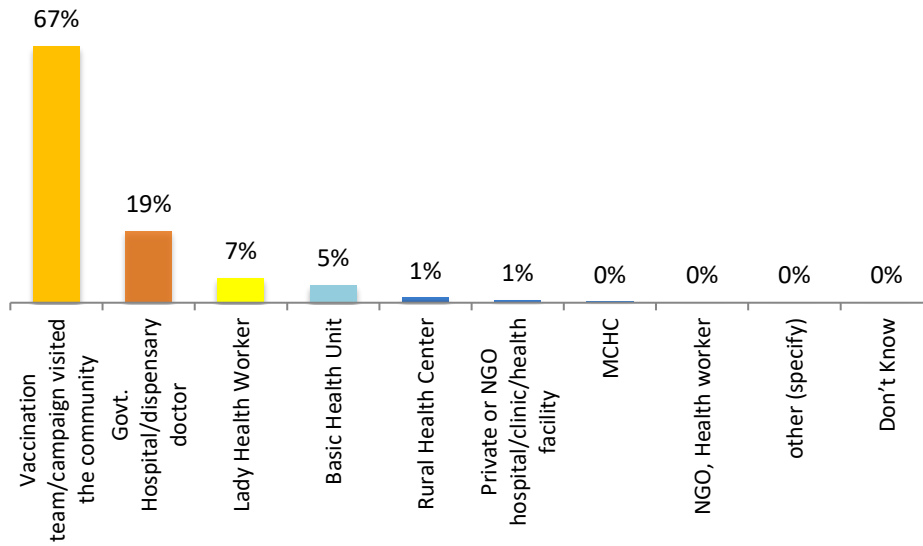
Source: Pakistan Social and Living Standards Measurement 2018-19



Item 4: Key Finding

More than 6 in 10 Pakistani children reported being given their most recent vaccine through a vaccination team or a campaign.

Question: Where/whom was the most recent immunization given?



Source: Pakistan Social and Living Standards Measurement 2018-19



Item 4: Statistical Analysis

Immunization Statistics show that for most Pakistan children (67%), the most recent immunization was given through a vaccination team or a campaign.

Question: Where/whom was the most recent immunization given?

		Govt Hospital Dispensary Doctor	Basic Health Unit	Rural Health Center	Lady Health Worker	Vaccination Team/Campaign	Private or NGO
All Pakistan		19%	5%	1%	7%	67%	1%
Location							
	Rural	15%	6%	1%	7%	70%	0%
	Urban	27%	2%	1%	5%	63%	2%
Province							
	Punjab	15%	2%	1%	2%	79%	1%
	Sindh	27%	5%	2%	18%	46%	2%
	KPK	15%	12%	2%	8%	63%	0%
	Balochistan	31%	2%	3%	0%	63%	0%
12 Regions							
	Punjab North	72%	5%	1%	2%	18%	2%
	Punjab West	11%	1%	1%	1%	84%	1%
	Punjab Central	5%	2%	0%	3%	88%	1%
	Punjab South	12%	2%	0%	2%	83%	0%
	Karachi Region	13%	2%	5%	1%	75%	3%
	Interior Sindh	32%	6%	1%	23%	37%	1%
	KPK North	19%	35%	3%	0%	41%	0%
	KPK South	8%	3%	1%	2%	86%	0%
	Peshawar Valley	21%	4%	2%	4%	68%	0%
	Hazara	4%	1%	0%	41%	53%	0%
	Quetta Region	33%	1%	1%	0%	66%	0%
	Kalat & Makran Region	30%	4%	4%	0%	61%	1%

Source: Pakistan Social and Living Standards Measurement 2018-19

to be continued



Topic 1: Child Immunization Statistics in Pakistan

	Govt Hospital Dispensary Doctor	Basic Health Unit	Rural Health Center	Lady Health Worker	Vaccination Team/Campaign	Private or NGO
Divisions						
Malakand	19%	35%	3%	0%	41%	0%
Hazara	4%	1%	0%	41%	53%	0%
Mardan	27%	4%	3%	5%	60%	0%
Peshawar	18%	5%	1%	3%	72%	0%
Kohat	16%	3%	4%	2%	74%	0%
Bannu	3%	5%	0%	4%	88%	0%
Dera Ismail Khan	3%	1%	0%	0%	96%	0%
Islamabad	88%	2%	1%	0%	6%	3%
Rawalpindi	69%	6%	1%	3%	21%	2%
Sargodha	16%	1%	1%	0%	82%	0%
Faisalabad	7%	2%	2%	2%	85%	1%
Gujranwala	6%	3%	0%	6%	82%	1%
Lahore	4%	1%	0%	0%	94%	0%
Sahiwal	2%	2%	1%	0%	96%	0%
Multan	16%	1%	0%	2%	80%	0%
Dera Ghazi Khan	15%	2%	0%	3%	80%	0%
Bahawalpur	12%	4%	1%	1%	82%	0%
Larkana	26%	14%	0%	31%	28%	1%
Sukkur	51%	2%	0%	0%	46%	1%
Hyderabad	30%	4%	2%	32%	30%	1%
Mirpur Khas	18%	2%	3%	13%	61%	1%
Karachi	13%	2%	5%	1%	75%	3%
Shaheed Benazirabad	24%	7%	0%	42%	26%	1%
Quetta	42%	1%	1%	0%	56%	0%
Zhob	15%	0%	1%	0%	83%	0%
Sibbi	31%	2%	1%	0%	66%	0%
Nasirabad	44%	8%	0%	0%	48%	0%
Kalat	15%	1%	8%	0%	74%	1%
Mekran	32%	0%	17%	0%	51%	1%

Source: Pakistan Social and Living Standards Measurement 2018-19

SECTION 2:

Uptake of Different Vaccines within Pakistan



Uptake of Different Vaccines within Pakistan (Findings)



89%

of all Pakistani children have received the BCG vaccine

85%

of Pakistani children have received the 1st dose of the Penta vaccine



81%

of Pakistani children have received the 2nd dose of the Penta vaccine

78%

of Pakistani children have received the 3rd dose of the Penta vaccine



84%

of Pakistani children report that they have gotten the first dose of the Pneumonia vaccine

81%

Pakistani children received the second dose of the Pneumonia vaccine



Around **1 in 5** Pakistani children have not gotten the third dose of the Pneumonia vaccine

98%

Pakistani children received the first dose of the Polio vaccine, of which 16% received it through the Polio campaign



97%

Pakistani children received the second dose of the Polio vaccine

7%

Only 7% Pakistani children do not get the third dose of the Polio vaccine



1 in 10

Pakistani children report not getting the fourth dose of the Polio vaccine.

26%

Pakistani children have not received the Inactive Polio Vaccine (IPV)



7 in 10 Pakistani children received the first dose of the Measles vaccine

41%

Pakistani children did not get the second dose of the Measles vaccine



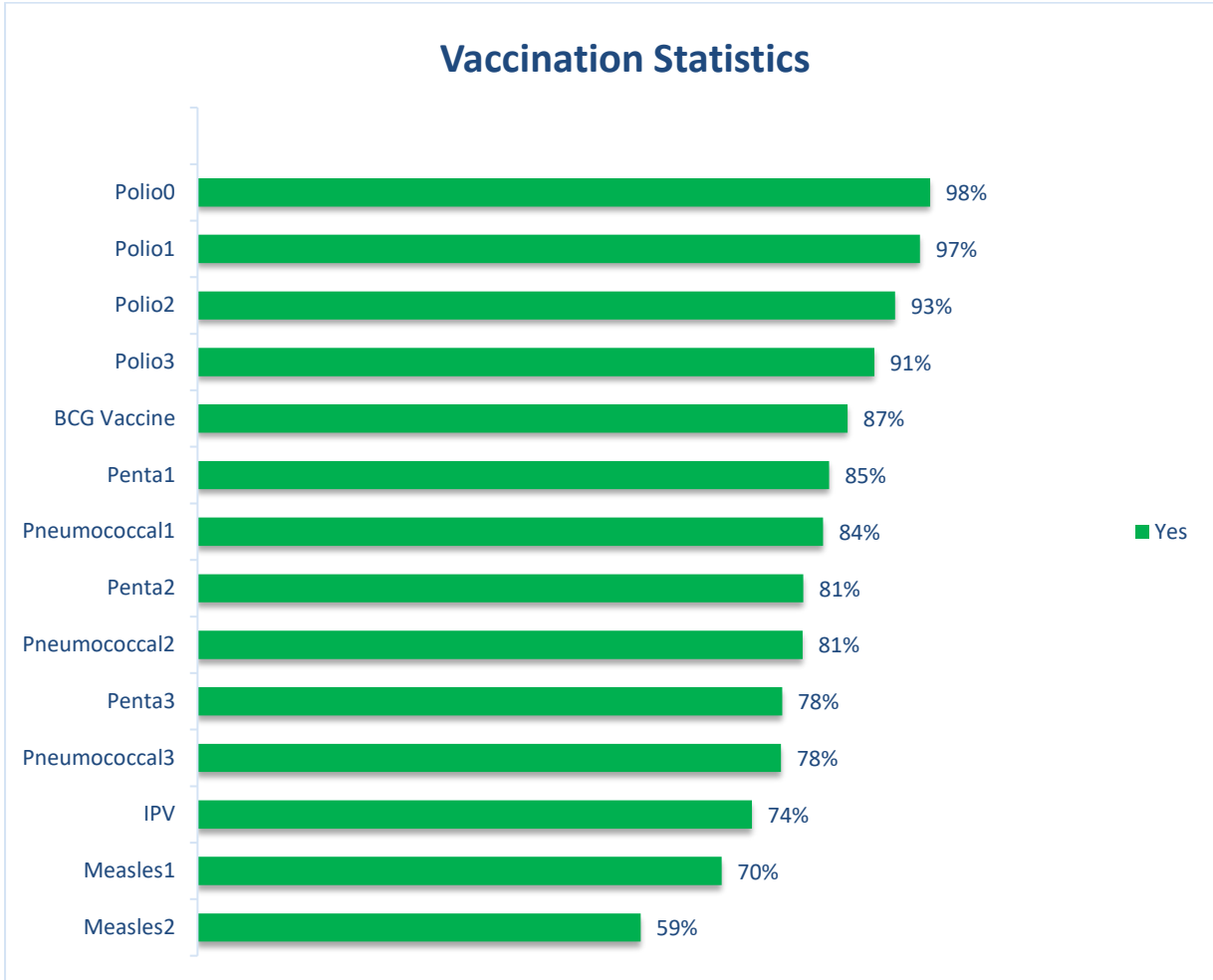


Uptake of Different Vaccines within Pakistan - Findings

- Approximately **87%** of all Pakistani children have received the BCG vaccine.
- **85%** of Pakistani children have gotten the first dose of the Penta vaccine.
- Around **4 in 5** Pakistani children have gotten the second dose of the Penta vaccine.
- **78%** of Pakistani children received the third dose of the Penta vaccine.
- **84%** of Pakistani children report that they have gotten the first dose of the Pneumonia vaccine.
- **81%** Pakistani children received the second dose of the Pneumonia vaccine.
- Around **1 in 5** Pakistani children have not gotten the third dose of the Pneumonia vaccine.
- **98%** Pakistani children received the first dose of the Polio vaccine, of which **16%** received it through the Polio campaign.
- **97%** Pakistani children received the second dose of the Polio vaccine.
- Only **7%** Pakistani children do not get the third dose of the Polio vaccine.
- **1 in 10** Pakistani children report not getting the fourth dose of the Polio vaccine.
- **26%** Pakistani children have not received the Inactive Polio Vaccine (IPV).
- **7 in 10** Pakistani children received the first dose of the Measles vaccine.
- **41%** Pakistani children did not get the second dose of the Measles vaccine.



Summary Chart

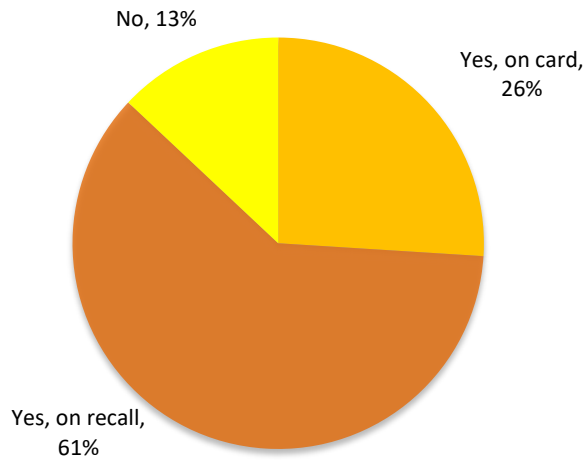




Item 5.1: Key Finding

Approximately 87% of all Pakistani children have received the BCG vaccine.

Question: Record the immunization events from the health card or the respondent (BCG Vaccine).



Source: Pakistan Social and Living Standards Measurement 2018-19



Item 5.1: Statistical Analysis

From all provinces, Balochistan has the lowest rate (50%) of vaccination for the BCG vaccine amongst Pakistani children.

Question: Record the immunization events from the health card or the respondent (BCG Vaccine).

		Yes, on card	Yes, on recall	No
All Pakistan		26%	61%	13%
Location				
	Rural	28%	56%	16%
	Urban	23%	72%	5%
Province				
	Punjab	36%	61%	3%
	Sindh	7%	79%	14%
	KPK	30%	45%	25%
	Balochistan	3%	47%	50%
12 Regions				
	Punjab North	19%	80%	1%
	Punjab West	47%	51%	2%
	Punjab Central	37%	61%	2%
	Punjab South	34%	62%	5%
	Karachi Region	5%	91%	5%
	Interior Sindh	8%	75%	17%
	KPK North	32%	40%	28%
	KPK South	18%	49%	33%
	Peshawar Valley	42%	49%	10%
	Hazara	16%	38%	46%
	Quetta Region	2%	34%	65%
	Kalat & Makran Region	4%	59%	38%

Source: Pakistan Social and Living Standards Measurement 2018-19



Topic 1: Child Immunization Statistics in Pakistan

		Yes	No	DK/NR
Divisions				
	Malakand	32%	40%	28%
	Hazara	16%	38%	46%
	Mardan	50%	44%	6%
	Peshawar	38%	51%	11%
	Kohat	24%	48%	28%
	Bannu	7%	40%	53%
	Dera Ismail Khan	21%	55%	24%
	Islamabad	13%	85%	1%
	Rawalpindi	21%	79%	1%
	Sargodha	49%	48%	3%
	Faisalabad	46%	52%	2%
	Gujranwala	49%	49%	1%
	Lahore	25%	72%	3%
	Sahiwal	39%	59%	2%
	Multan	39%	56%	4%
	Dera Ghazi Khan	34%	56%	10%
	Bahawalpur	24%	75%	1%
	Larkana	13%	70%	17%
	Sukkur	11%	75%	14%
	Hyderabad	6%	74%	20%
	Mirpur Khas	2%	81%	17%
	Karachi	5%	91%	5%
	Shaheed Benazirabad	5%	80%	14%
	Quetta	3%	43%	54%
	Zhob	0%	15%	84%
	Sibbi	3%	36%	61%
	Nasirabad	2%	70%	29%
	Kalat	4%	54%	42%
	Mekran	10%	89%	1%

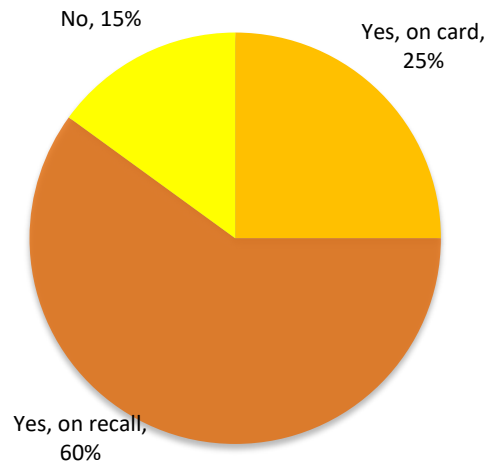
Source: Pakistan Social and Living Standards Measurement 2018-19



Item 5.2: Key Finding

85% of Pakistani children have gotten the first dose of the Penta vaccine.

Question: Record the immunization events from the health card or the respondent (Penta1)



Source: Pakistan Social and Living Standards Measurement 2018-19



Item 5.2: Statistical Analysis

From all regions, the Quetta region (36%) has the lowest rate for children getting the first dose of the Penta vaccine.

Question: Record the immunization events from the health card or the respondent (Penta1)

		Yes, on card	Yes, on recall	No
All Pakistan		25%	60%	15%
Location				
	Rural	27%	55%	19%
	Urban	22%	70%	8%
Province				
	Punjab	34%	60%	5%
	Sindh	6%	76%	18%
	KPK	29%	44%	28%
	Balochistan	3%	46%	52%
12 Regions				
	Punjab North	17%	77%	6%
	Punjab West	46%	50%	4%
	Punjab Central	35%	60%	5%
	Punjab South	33%	61%	6%
	Karachi Region	4%	87%	9%
	Interior Sindh	7%	72%	21%
	KPK North	31%	40%	30%
	KPK South	17%	48%	35%
	Peshawar Valley	40%	47%	13%
	Hazara	15%	37%	48%
	Quetta Region	2%	34%	64%
	Kalat & Makran Region	3%	55%	42%

Source: Pakistan Social and Living Standards Measurement 2018-19



Topic 1: Child Immunization Statistics in Pakistan

		Yes, on card	Yes, on recall	No
Divisions				
	Malakand	31%	40%	30%
	Hazara	15%	37%	48%
	Mardan	48%	43%	9%
	Peshawar	35%	49%	15%
	Kohat	23%	46%	32%
	Bannu	6%	40%	54%
	Dera Ismail Khan	20%	55%	26%
	Islamabad	12%	81%	7%
	Rawalpindi	18%	77%	6%
	Sargodha	48%	46%	6%
	Faisalabad	45%	52%	3%
	Gujranwala	48%	48%	5%
	Lahore	23%	72%	6%
	Sahiwal	37%	59%	4%
	Multan	38%	57%	5%
	Dera Ghazi Khan	34%	56%	11%
	Bahawalpur	23%	73%	4%
	Larkana	11%	65%	24%
	Sukkur	10%	70%	20%
	Hyderabad	5%	72%	23%
	Mirpur Khas	1%	81%	18%
	Karachi	4%	87%	9%
	Shaheed Benazirabad	5%	80%	15%
	Quetta	3%	45%	53%
	Zhob	0%	15%	85%
	Sibbi	3%	36%	61%
	Nasirabad	2%	66%	33%
	Kalat	3%	49%	48%
	Mekran	10%	81%	9%

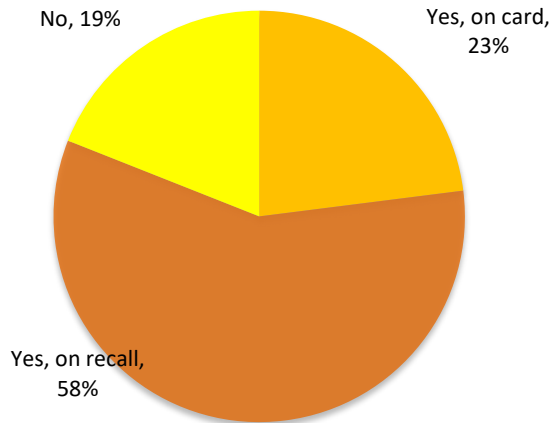
Source: Pakistan Social and Living Standards Measurement 2018-19



Item 5.3: Key Finding

Around 4 in 5 Pakistani children have gotten the second dose of the Penta vaccine.

Question: Record the immunization events from the health card or the respondent (Penta2).



Source: Pakistan Social and Living Standards Measurement 2018-19



Item 5.3: Statistical Analysis

92% of children in Punjab have received the second dose for the Penta vaccine.

Question: Record the immunization events from the health card or the respondent (Penta2)

		Yes, on card	Yes, on recall	No
All Pakistan		23%	58%	19%
Location				
	Rural	25%	53%	22%
	Urban	20%	68%	12%
Province				
	Punjab	33%	59%	9%
	Sindh	6%	72%	23%
	KPK	26%	43%	31%
	Balochistan	2%	44%	54%
12 Regions				
	Punjab North	16%	75%	9%
	Punjab West	43%	48%	9%
	Punjab Central	33%	59%	8%
	Punjab South	31%	60%	9%
	Karachi Region	3%	82%	15%
	Interior Sindh	6%	69%	25%
	KPK North	28%	39%	33%
	KPK South	16%	47%	38%
	Peshawar Valley	36%	45%	19%
	Hazara	14%	37%	49%
	Quetta Region	2%	34%	65%
	Kalat & Makran Region	3%	53%	45%

Source: Pakistan Social and Living Standards Measurement 2018-19



Topic 1: Child Immunization Statistics in Pakistan

		Yes, on card	Yes, on recall	No
Divisions				
Malakand		28%	39%	33%
Hazara		14%	37%	49%
Mardan		43%	41%	16%
Peshawar		33%	47%	20%
Kohat		20%	44%	36%
Bannu		5%	39%	56%
Dera Ismail Khan		19%	54%	27%
Islamabad		12%	78%	9%
Rawalpindi		16%	75%	9%
Sargodha		46%	45%	9%
Faisalabad		42%	49%	9%
Gujranwala		46%	47%	7%
Lahore		22%	70%	9%
Sahiwal		36%	58%	6%
Multan		36%	56%	8%
Dera Ghazi Khan		31%	55%	14%
Bahawalpur		22%	72%	6%
Larkana		10%	62%	27%
Sukkur		8%	64%	29%
Hyderabad		5%	69%	26%
Mirpur Khas		1%	79%	20%
Karachi		3%	82%	15%
Shaheed Benazirabad		5%	79%	17%
Quetta		3%	44%	54%
Zhob		0%	15%	85%
Sibbi		3%	36%	62%
Nasirabad		2%	61%	38%
Kalat		3%	48%	49%
Mekran		8%	79%	13%

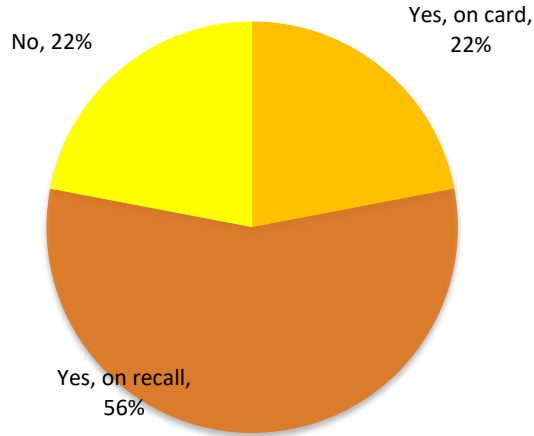
Source: Pakistan Social and Living Standards Measurement 2018-19



Item 5.4: Key Finding

78% of Pakistani children received the third dose of the Penta vaccine.

Question: Record the immunization events from the health card or the respondent (Penta3).



Source: Pakistan Social and Living Standards Measurement 2018-19



Item 5.4: Statistical Analysis

Out of all divisions, children in Zhob (15%) had the lowest rate for getting the third dose of the Penta vaccine.

Question: Record the immunization events from the health card or the respondent (Penta3).

		Yes, on card	Yes, on recall	No
All Pakistan		22%	56%	22%
Location				
	Rural	24%	51%	25%
	Urban	19%	66%	16%
Province				
	Punjab	31%	57%	11%
	Sindh	5%	69%	26%
	KPK	25%	42%	33%
	Balochistan	2%	42%	56%
12 Regions				
	Punjab North	15%	74%	12%
	Punjab West	42%	46%	12%
	Punjab Central	32%	58%	11%
	Punjab South	30%	58%	12%
	Karachi Region	3%	78%	19%
	Interior Sindh	6%	66%	29%
	KPK North	25%	39%	36%
	KPK South	15%	46%	39%
	Peshawar Valley	35%	44%	21%
	Hazara	14%	37%	49%
	Quetta Region	2%	32%	66%
	Kalat & Makran Region	3%	50%	48%

Source: Pakistan Social and Living Standards Measurement 2018-19



Topic 1: Child Immunization Statistics in Pakistan

		Yes, on card	Yes, on recall	No
Divisions				
	Malakand	25%	39%	36%
	Hazara	14%	37%	49%
	Mardan	41%	40%	20%
	Peshawar	32%	46%	22%
	Kohat	19%	44%	37%
	Bannu	5%	39%	56%
	Dera Ismail Khan	17%	54%	29%
	Islamabad	12%	76%	12%
	Rawalpindi	16%	73%	11%
	Sargodha	44%	44%	12%
	Faisalabad	40%	48%	12%
	Gujranwala	44%	46%	10%
	Lahore	20%	68%	12%
	Sahiwal	35%	56%	8%
	Multan	35%	55%	10%
	Dera Ghazi Khan	30%	53%	17%
	Bahawalpur	21%	70%	9%
	Larkana	9%	60%	31%
	Sukkur	7%	58%	35%
	Hyderabad	4%	67%	29%
	Mirpur Khas	1%	77%	23%
	Karachi	3%	78%	19%
	Shaheed Benazirabad	5%	78%	18%
	Quetta	2%	42%	56%
	Zhob	0%	15%	85%
	Sibbi	2%	35%	63%
	Nasirabad	1%	56%	43%
	Kalat	3%	45%	52%
	Mekran	8%	75%	17%

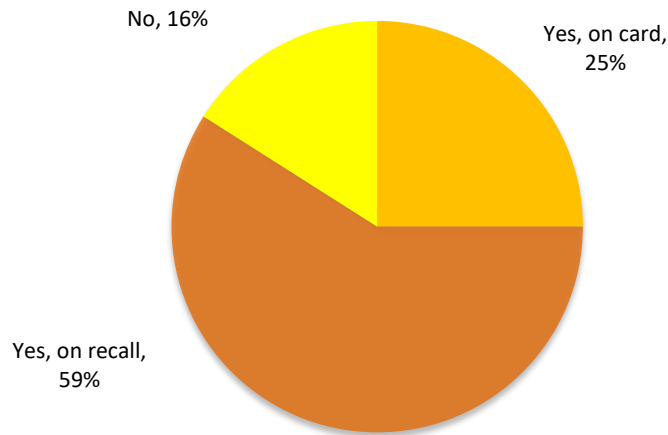
Source: Pakistan Social and Living Standards Measurement 2018-19



Item 5.5: Key Finding

84% of Pakistani children report that they have gotten the first dose of the Pneumonia vaccine.

Question: Record the immunization events from the health card or the respondent (Pneumococcal1).



Source: Pakistan Social and Living Standards Measurement 2018-19



Item 5.5: Statistical Analysis

Among all the divisions, Faisalabad (87%) reported the highest percentage of children getting the first dose of the Pneumonia vaccine.

Question: Record the immunization events from the health card or the respondent (Pneumococcal1).

		Yes, on card	Yes, on recall	No
All Pakistan		25%	59%	16%
Location				
	Rural	26%	54%	20%
	Urban	22%	70%	9%
Province				
	Punjab	34%	60%	6%
	Sindh	6%	74%	19%
	KPK	28%	44%	28%
	Balochistan	3%	44%	53%
12 Regions				
	Punjab North	16%	77%	7%
	Punjab West	45%	50%	5%
	Punjab Central	35%	60%	5%
	Punjab South	33%	61%	7%
	Karachi Region	4%	86%	10%
	Interior Sindh	7%	70%	23%
	KPK North	30%	40%	30%
	KPK South	17%	48%	35%
	Peshawar Valley	39%	47%	14%
	Hazara	14%	37%	48%
	Quetta Region	2%	35%	64%
	Kalat & Makran Region	3%	52%	44%

Source: Pakistan Social and Living Standards Measurement 2018-19

to be continued



Topic 1: Child Immunization Statistics in Pakistan

		Yes, on card	Yes, on recall	No
Divisions				
	Malakand	30%	40%	30%
	Hazara	14%	37%	48%
	Mardan	48%	43%	10%
	Peshawar	35%	49%	16%
	Kohat	23%	46%	32%
	Bannu	6%	40%	54%
	Dera Ismail Khan	19%	55%	26%
	Islamabad	12%	81%	7%
	Rawalpindi	17%	76%	7%
	Sargodha	46%	46%	8%
	Faisalabad	45%	52%	3%
	Gujranwala	48%	48%	5%
	Lahore	23%	72%	5%
	Sahiwal	37%	59%	4%
	Multan	37%	57%	6%
	Dera Ghazi Khan	33%	56%	11%
	Bahawalpur	23%	72%	6%
	Larkana	11%	62%	28%
	Sukkur	10%	68%	23%
	Hyderabad	5%	71%	24%
	Mirpur Khas	1%	80%	19%
	Karachi	4%	86%	10%
	Shaheed Benazirabad	5%	79%	16%
	Quetta	3%	45%	53%
	Zhob	0%	15%	84%
	Sibbi	3%	35%	62%
	Nasirabad	2%	58%	41%
	Kalat	4%	50%	46%
	Mekran	10%	84%	6%

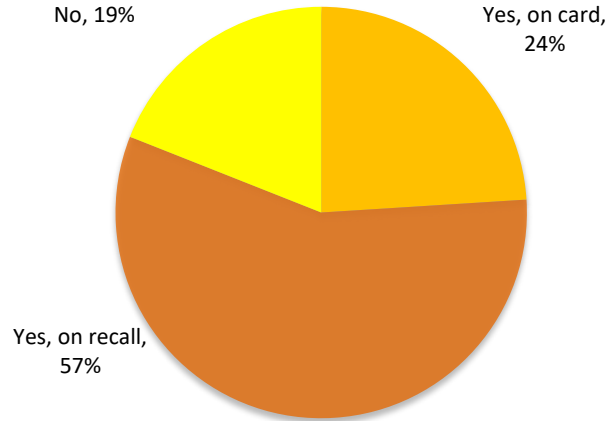
Source: Pakistan Social and Living Standards Measurement 2018-19



Item 5.6: Key Finding

81% Pakistani children received the second dose of the Pneumonia vaccine.

Question: Record the immunization events from the health card or the respondent (Pneumococcal2).



Source: Pakistan Social and Living Standards Measurement 2018-19



Item 5.6: Statistical Analysis

In all the regions, Central Punjab (93%) reported the highest percentage for children getting the second dose of the Pneumonia vaccine.

Question: Record the immunization events from the health card or the respondent (Pneumococcal2).

		Yes, on card	Yes, on recall	No
All Pakistan		24%	57%	19%
Location				
	Rural	25%	53%	22%
	Urban	20%	68%	12%
Province				
	Punjab	33%	59%	9%
	Sindh	6%	72%	23%
	KPK	27%	43%	31%
	Balochistan	2%	43%	55%
12 Regions				
	Punjab North	16%	75%	9%
	Punjab West	43%	48%	8%
	Punjab Central	34%	59%	8%
	Punjab South	31%	59%	10%
	Karachi Region	3%	82%	15%
	Interior Sindh	6%	68%	26%
	KPK North	28%	39%	32%
	KPK South	16%	47%	38%
	Peshawar Valley	37%	45%	18%
	Hazara	14%	37%	48%
	Quetta Region	2%	34%	64%
	Kalat & Makran Region	3%	50%	47%

Source: Pakistan Social and Living Standards Measurement 2018-19

to be continued



Topic 1: Child Immunization Statistics in Pakistan

		Yes, on card	Yes, on recall	No
Divisions				
	Malakand	28%	39%	32%
	Hazara	14%	37%	48%
	Mardan	44%	41%	15%
	Peshawar	33%	47%	20%
	Kohat	20%	44%	36%
	Bannu	5%	39%	56%
	Dera Ismail Khan	18%	54%	28%
	Islamabad	12%	78%	9%
	Rawalpindi	16%	75%	9%
	Sargodha	45%	45%	10%
	Faisalabad	42%	51%	7%
	Gujranwala	46%	47%	7%
	Lahore	22%	70%	9%
	Sahiwal	36%	58%	6%
	Multan	36%	56%	9%
	Dera Ghazi Khan	31%	55%	14%
	Bahawalpur	22%	70%	8%
	Larkana	10%	60%	30%
	Sukkur	8%	63%	30%
	Hyderabad	5%	70%	26%
	Mirpur Khas	1%	80%	20%
	Karachi	3%	82%	15%
	Shaheed Benazirabad	5%	79%	16%
	Quetta	3%	44%	53%
	Zhob	0%	15%	85%
	Sibbi	3%	34%	64%
	Nasirabad	2%	55%	43%
	Kalat	3%	48%	49%
	Mekran	8%	79%	12%

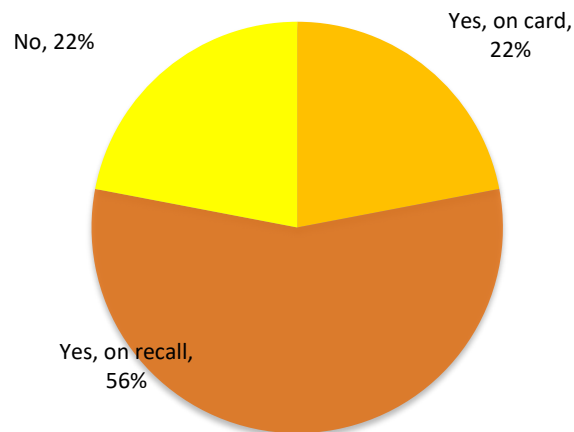
Source: Pakistan Social and Living Standards Measurement 2018-19



Item 5.7: Key Finding

Around 1 in 5 Pakistani children have not gotten the third dose of the Pneumonia vaccine.

Question: Record the immunization events from the health card or the respondent (Pneumococcal3).



Source: Pakistan Social and Living Standards Measurement 2018-19



Item 5.7: Statistical Analysis

In all the divisions, Sahiwal (91%) reported the highest percentage of children receiving the third dose for the Pneumonia vaccine.

Question: Record the immunization events from the health card or the respondent (Pneumococcal3).

		Yes, on card	Yes, on recall	No
All Pakistan		22%	56%	22%
Location				
	Rural	24%	51%	25%
	Urban	19%	65%	16%
Province				
	Punjab	31%	57%	12%
	Sindh	5%	69%	26%
	KPK	25%	42%	33%
	Balochistan	2%	41%	57%
12 Regions				
	Punjab North	15%	74%	11%
	Punjab West	42%	47%	12%
	Punjab Central	32%	57%	11%
	Punjab South	30%	58%	12%
	Karachi Region	3%	78%	19%
	Interior Sindh	6%	65%	29%
	KPK North	25%	39%	36%
	KPK South	15%	46%	39%
	Peshawar Valley	35%	44%	21%
	Hazara	14%	37%	49%
	Quetta Region	2%	32%	67%
	Kalat & Makran Region	3%	48%	49%

Source: Pakistan Social and Living Standards Measurement 2018-19

to be continued



Topic 1: Child Immunization Statistics in Pakistan

		Yes, on card	Yes, on recall	No
Divisions				
	Malakand	25%	39%	36%
	Hazara	14%	37%	49%
	Mardan	41%	40%	20%
	Peshawar	32%	46%	22%
	Kohat	19%	44%	37%
	Bannu	5%	39%	56%
	Dera Ismail Khan	17%	54%	29%
	Islamabad	12%	76%	12%
	Rawalpindi	16%	73%	11%
	Sargodha	44%	44%	12%
	Faisalabad	40%	48%	12%
	Gujranwala	44%	46%	10%
	Lahore	20%	68%	12%
	Sahiwal	35%	56%	8%
	Multan	35%	55%	11%
	Dera Ghazi Khan	30%	53%	17%
	Bahawalpur	21%	69%	10%
	Larkana	9%	59%	32%
	Sukkur	8%	58%	35%
	Hyderabad	4%	67%	29%
	Mirpur Khas	1%	78%	22%
	Karachi	3%	78%	19%
	Shaheed Benazirabad	5%	78%	18%
	Quetta	2%	42%	56%
	Zhob	0%	15%	85%
	Sibbi	2%	34%	64%
	Nasirabad	1%	54%	45%
	Kalat	3%	45%	52%
	Mekran	8%	75%	17%

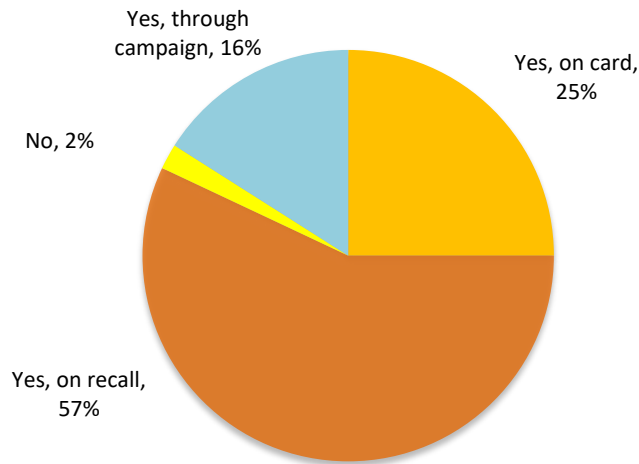
Source: Pakistan Social and Living Standards Measurement 2018-19



Item 5.8: Key Finding

98% Pakistani children received the first dose of the Polio vaccine, of which 16% received it through the Polio campaign.

Question: Record the immunization events from the health card or the respondent (Polio0).



Source: Pakistan Social and Living Standards Measurement 2018-19



Item 5.8: Statistical Analysis

From all the divisions, Kohat (94%) had the lowest rate of children getting the first dose of the Polio vaccine.

Question: Record the immunization events from the health card or the respondent (Polio0).

		Yes, on card	Yes, on recall	No	Yes, through campaign
All Pakistan		25%	57%	2%	16%
Location					
	Rural	27%	51%	2%	20%
	Urban	22%	68%	2%	8%
Province					
	Punjab	35%	60%	2%	3%
	Sindh	7%	77%	2%	14%
	KPK	27%	28%	2%	44%
	Balochistan	3%	46%	2%	49%
12 Regions					
	Punjab North	18%	78%	3%	0%
	Punjab West	47%	49%	1%	3%
	Punjab Central	36%	60%	1%	2%
	Punjab South	33%	61%	3%	4%
	Karachi Region	4%	86%	2%	8%
	Interior Sindh	8%	73%	2%	16%
	KPK North	30%	35%	2%	33%
	KPK South	9%	16%	3%	72%
	Peshawar Valley	39%	25%	1%	35%
	Hazara	15%	38%	3%	45%
	Quetta Region	2%	32%	2%	64%
	Kalat & Makran Region	3%	59%	2%	36%

Source: Pakistan Social and Living Standards Measurement 2018-19

to be continued



Topic 1: Child Immunization Statistics in Pakistan

		Yes, on card	Yes, on recall	No	Yes, through campaign
Divisions					
	Malakand	30%	35%	2%	33%
	Hazara	15%	38%	3%	45%
	Mardan	45%	21%	0%	34%
	Peshawar	36%	27%	1%	36%
	Kohat	17%	20%	6%	57%
	Bannu	3%	25%	1%	72%
	Dera Ismail Khan	6%	6%	2%	87%
	Islamabad	13%	82%	4%	0%
	Rawalpindi	19%	78%	3%	0%
	Sargodha	49%	46%	2%	4%
	Faisalabad	45%	51%	1%	3%
	Gujranwala	49%	49%	1%	1%
	Lahore	24%	71%	2%	3%
	Sahiwal	38%	57%	2%	3%
	Multan	37%	57%	3%	3%
	Dera Ghazi Khan	33%	56%	4%	7%
	Bahawalpur	23%	73%	2%	2%
	Larkana	12%	69%	2%	17%
	Sukkur	12%	73%	1%	15%
	Hyderabad	5%	71%	4%	19%
	Mirpur Khas	1%	81%	2%	16%
	Karachi	4%	86%	2%	8%
	Shaheed Benazirabad	5%	81%	1%	13%
	Quetta	3%	42%	2%	53%
	Zhob	0%	13%	2%	85%
	Sibbi	3%	36%	3%	58%
	Nasirabad	2%	67%	1%	30%
	Kalat	4%	56%	4%	36%
	Mekran	10%	89%	1%	1%

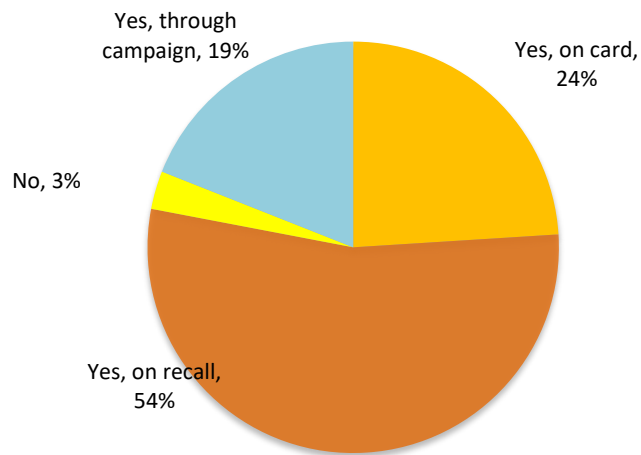
Source: Pakistan Social and Living Standards Measurement 2018-19



Item 5.9: Key Finding

97% Pakistani children received the second dose of the Polio vaccine.

Question: Record the immunization events from the health card or the respondent (Polio1).



Source: Pakistan Social and Living Standards Measurement 2018-19



Item 5.9: Statistical Analysis

From all the divisions, Bannu and Shaheed Benazirabad (99% each) report the highest percentage of children getting the second dose of the Polio vaccine.

Question: Record the immunization events from the health card or the respondent (Polio1).

		Yes, on card	Yes, on recall	No	Yes, through campaign
All Pakistan		24%	54%	3%	19%
Location					
	Rural	25%	50%	3%	22%
	Urban	21%	63%	3%	13%
Province					
	Punjab	34%	57%	4%	5%
	Sindh	6%	72%	3%	19%
	KPK	25%	27%	3%	46%
	Balochistan	2%	45%	3%	50%
12 Regions					
	Punjab North	16%	77%	6%	1%
	Punjab West	45%	49%	3%	3%
	Punjab Central	35%	54%	3%	9%
	Punjab South	32%	59%	4%	5%
	Karachi Region	4%	77%	4%	16%
	Interior Sindh	7%	71%	3%	19%
	KPK North	29%	35%	3%	33%
	KPK South	8%	14%	3%	74%
	Peshawar Valley	35%	24%	3%	38%
	Hazara	14%	37%	4%	45%
	Quetta Region	2%	31%	2%	65%
	Kalat & Makran Region	3%	57%	3%	37%

Source: Pakistan Social and Living Standards Measurement 2018-19

to be continued



Topic 1: Child Immunization Statistics in Pakistan

		Yes, on card	Yes, on recall	No	Yes, through campaign
Divisions					
	Malakand	29%	35%	3%	33%
	Hazara	14%	37%	4%	45%
	Mardan	42%	20%	3%	35%
	Peshawar	32%	26%	3%	39%
	Kohat	16%	19%	3%	62%
	Bannu	2%	21%	2%	76%
	Dera Ismail Khan	6%	5%	4%	86%
	Islamabad	12%	82%	3%	3%
	Rawalpindi	17%	76%	7%	0%
	Sargodha	47%	45%	4%	4%
	Faisalabad	44%	51%	2%	3%
	Gujranwala	47%	48%	3%	2%
	Lahore	23%	59%	3%	15%
	Sahiwal	36%	49%	4%	11%
	Multan	37%	57%	4%	2%
	Dera Ghazi Khan	33%	56%	4%	7%
	Bahawalpur	23%	73%	3%	2%
	Larkana	11%	65%	4%	20%
	Sukkur	10%	69%	2%	19%
	Hyderabad	5%	69%	3%	23%
	Mirpur Khas	1%	80%	4%	16%
	Karachi	4%	77%	4%	16%
	Shaheed Benazirabad	5%	80%	2%	14%
	Quetta	2%	41%	2%	54%
	Zhob	0%	13%	3%	84%
	Sibbi	3%	36%	3%	59%
	Nasirabad	2%	66%	4%	29%
	Kalat	3%	54%	2%	40%
	Mekran	10%	84%	2%	4%

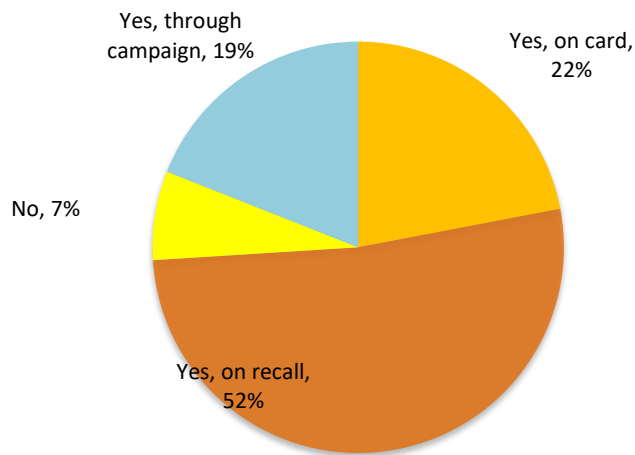
Source: Pakistan Social and Living Standards Measurement 2018-19



Item 5.10: Key Finding

Only 7% Pakistani children do not get the third dose of the Polio vaccine.

Question: Record the immunization events from the health card or the respondent (Polio2).



Source: Pakistan Social and Living Standards Measurement 2018-19



Item 5.10: Statistical Analysis

From all the provinces, both Punjab (93%) and Khyber Pakhtunkhwa (93%) had the lowest rates of children getting the third dose of the polio vaccine.

Question: Record the immunization events from the health card or the respondent (Polio2).

		Yes, on card	Yes, on recall	No	Yes, through campaign
All Pakistan		23%	52%	7%	19%
Location					
	Rural	24%	48%	7%	21%
	Urban	20%	60%	7%	14%
Province					
	Punjab	32%	56%	7%	5%
	Sindh	6%	68%	6%	21%
	KPK	23%	26%	7%	44%
	Balochistan	2%	43%	5%	49%
12 Regions					
	Punjab North	16%	75%	8%	1%
	Punjab West	43%	46%	8%	3%
	Punjab Central	33%	52%	6%	8%
	Punjab South	31%	58%	7%	5%
	Karachi Region	3%	67%	8%	22%
	Interior Sindh	6%	68%	6%	20%
	KPK North	26%	35%	6%	33%
	KPK South	7%	14%	6%	72%
	Peshawar Valley	33%	23%	7%	37%
	Hazara	14%	37%	7%	43%
	Quetta Region	1%	31%	5%	63%
	Kalat & Makran Region	3%	54%	6%	37%

Source: Pakistan Social and Living Standards Measurement 2018-19

to be continued



Topic 1: Child Immunization Statistics in Pakistan

		Yes, on card	Yes, on recall	No	Yes, through campaign
Divisions					
	Malakand	26%	35%	6%	33%
	Hazara	14%	37%	7%	43%
	Mardan	38%	19%	9%	35%
	Peshawar	31%	25%	7%	38%
	Kohat	14%	19%	7%	60%
	Bannu	1%	22%	5%	73%
	Dera Ismail Khan	5%	5%	6%	85%
	Islamabad	12%	79%	7%	1%
	Rawalpindi	16%	75%	9%	0%
	Sargodha	45%	43%	9%	3%
	Faisalabad	42%	48%	7%	3%
	Gujranwala	46%	47%	6%	1%
	Lahore	22%	58%	6%	15%
	Sahiwal	35%	48%	6%	10%
	Multan	35%	56%	7%	2%
	Dera Ghazi Khan	31%	55%	8%	7%
	Bahawalpur	22%	72%	5%	2%
	Larkana	10%	63%	6%	21%
	Sukkur	8%	63%	7%	22%
	Hyderabad	5%	67%	6%	23%
	Mirpur Khas	0%	78%	7%	15%
	Karachi	3%	67%	8%	22%
	Shaheed Benazirabad	5%	78%	3%	14%
	Quetta	2%	40%	4%	53%
	Zhob	0%	13%	5%	82%
	Sibbi	3%	36%	5%	57%
	Nasirabad	2%	61%	7%	31%
	Kalat	3%	53%	6%	39%
	Mekran	8%	81%	8%	4%

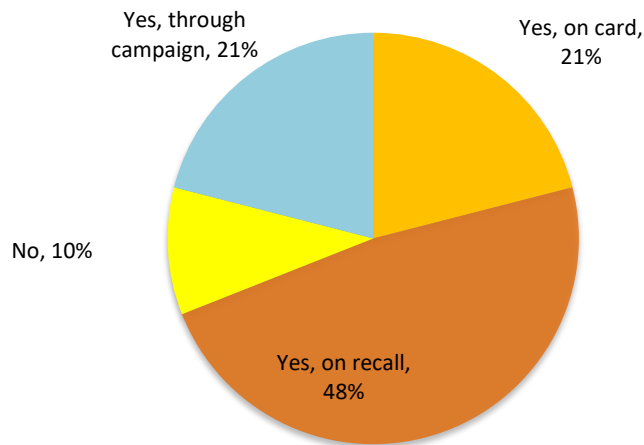
Source: Pakistan Social and Living Standards Measurement 2018-19



Item 5.11: Key Finding

1 in 10 Pakistani children report not getting the fourth dose of the Polio vaccine.

Question: Record the immunization events from the health card or the respondent (Polio3).



Source: Pakistan Social and Living Standards Measurement 2018-19



Item 5.11: Statistical Analysis

In all the divisions, Shaheed Benazirabad (96%) has the highest rate of children getting the fourth dose of the Polio vaccine.

Question: Record the immunization events from the health card or the respondent (Polio3).

		Yes, on card	Yes, on recall	No	Yes, through campaign
All Pakistan		21%	48%	10%	21%
Location					
	Rural	23%	46%	9%	23%
	Urban	19%	54%	10%	17%
Province					
	Punjab	31%	55%	10%	5%
	Sindh	5%	58%	10%	27%
	KPK	20%	23%	9%	49%
	Balochistan	2%	41%	9%	49%
12 Regions					
	Punjab North	15%	74%	11%	1%
	Punjab West	42%	45%	10%	3%
	Punjab Central	32%	52%	9%	7%
	Punjab South	30%	56%	9%	5%
	Karachi Region	3%	40%	13%	44%
	Interior Sindh	6%	64%	9%	21%
	KPK North	23%	35%	10%	32%
	KPK South	7%	14%	7%	72%
	Peshawar Valley	32%	23%	10%	36%
	Hazara	5%	15%	7%	73%
	Quetta Region	1%	30%	8%	62%
	Kalat & Makran Region	3%	50%	10%	38%

Source: Pakistan Social and Living Standards Measurement 2018-19

to be continued



Topic 1: Child Immunization Statistics in Pakistan

		Yes, on card	Yes, on recall	No	Yes, through campaign
Divisions					
	Malakand	23%	35%	10%	32%
	Hazara	5%	15%	7%	73%
	Mardan	36%	20%	11%	34%
	Peshawar	30%	24%	9%	37%
	Kohat	13%	19%	9%	59%
	Bannu	1%	22%	5%	72%
	Dera Ismail Khan	4%	5%	7%	84%
	Islamabad	12%	77%	10%	1%
	Rawalpindi	16%	73%	11%	0%
	Sargodha	44%	43%	10%	3%
	Faisalabad	40%	47%	11%	3%
	Gujranwala	44%	46%	9%	2%
	Lahore	20%	57%	9%	13%
	Sahiwal	35%	48%	8%	10%
	Multan	34%	54%	9%	2%
	Dera Ghazi Khan	30%	53%	11%	7%
	Bahawalpur	21%	70%	8%	2%
	Larkana	9%	60%	10%	21%
	Sukkur	7%	57%	10%	25%
	Hyderabad	4%	62%	9%	24%
	Mirpur Khas	0%	76%	9%	14%
	Karachi	3%	40%	13%	45%
	Shaheed Benazirabad	4%	78%	4%	14%
	Quetta	2%	39%	8%	52%
	Zhob	0%	13%	7%	80%
	Sibbi	3%	35%	8%	55%
	Nasirabad	1%	57%	10%	32%
	Kalat	3%	46%	10%	42%
	Mekran	8%	77%	11%	4%

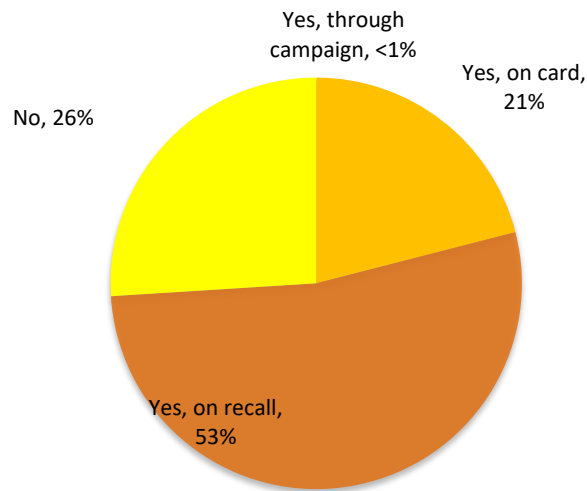
Source: Pakistan Social and Living Standards Measurement 2018-19



Item 5.12: Key Finding

26% Pakistani children have not received the Inactive Polio Vaccine (IPV).

Question: Record the immunization events from the health card or the respondent (IPV).



Source: Pakistan Social and Living Standards Measurement 2018-19



Item 5.12: Statistical Analysis

As compared to rural areas (71%), the urban areas of Pakistan recorded 80% children getting the Inactive Polio Vaccine (IPV).

Question: Record the immunization events from the health card or the respondent (IPV).

		Yes, on card	Yes, on recall	No	Yes, through campaign
All Pakistan		21%	53%	26%	0%
Location					
	Rural	22%	49%	29%	0%
	Urban	17%	63%	20%	0%
Province					
	Punjab	30%	55%	15%	0%
	Sindh	5%	66%	30%	0%
	KPK	21%	39%	40%	1%
	Balochistan	2%	41%	56%	2%
12 Regions					
	Punjab North	12%	71%	17%	0%
	Punjab West	41%	46%	14%	0%
	Punjab Central	30%	56%	14%	0%
	Punjab South	29%	54%	17%	0%
	Karachi Region	3%	74%	23%	0%
	Interior Sindh	5%	62%	32%	0%
	KPK North	17%	34%	49%	1%
	KPK South	12%	44%	43%	1%
	Peshawar Valley	32%	41%	27%	0%
	Hazara	13%	36%	51%	1%
	Quetta Region	1%	32%	65%	2%
	Kalat & Makran Region	2%	48%	49%	1%

Source: Pakistan Social and Living Standards Measurement 2018-19

to be continued



Topic 1: Child Immunization Statistics in Pakistan

		Yes, on card	Yes, on recall	No	Yes, through campaign
Divisions					
	Malakand	17%	34%	49%	1%
	Hazara	13%	36%	51%	1%
	Mardan	37%	38%	25%	0%
	Peshawar	29%	43%	28%	0%
	Kohat	16%	43%	40%	1%
	Bannu	4%	37%	58%	2%
	Dera Ismail Khan	14%	49%	37%	1%
	Islamabad	10%	75%	15%	0%
	Rawalpindi	13%	70%	17%	0%
	Sargodha	44%	43%	13%	0%
	Faisalabad	39%	47%	14%	0%
	Gujranwala	41%	44%	15%	0%
	Lahore	20%	67%	12%	0%
	Sahiwal	35%	56%	9%	0%
	Multan	32%	49%	19%	0%
	Dera Ghazi Khan	28%	47%	25%	0%
	Bahawalpur	21%	68%	12%	0%
	Larkana	8%	57%	34%	1%
	Sukkur	7%	53%	39%	0%
	Hyderabad	4%	64%	32%	0%
	Mirpur Khas	0%	75%	25%	0%
	Karachi	3%	74%	23%	0%
	Shaheed Benazirabad	4%	75%	21%	1%
	Quetta	2%	41%	55%	2%
	Zhob	0%	14%	82%	3%
	Sibbi	3%	33%	60%	4%
	Nasirabad	1%	53%	46%	0%
	Kalat	3%	45%	51%	1%
	Mekran	8%	75%	18%	0%

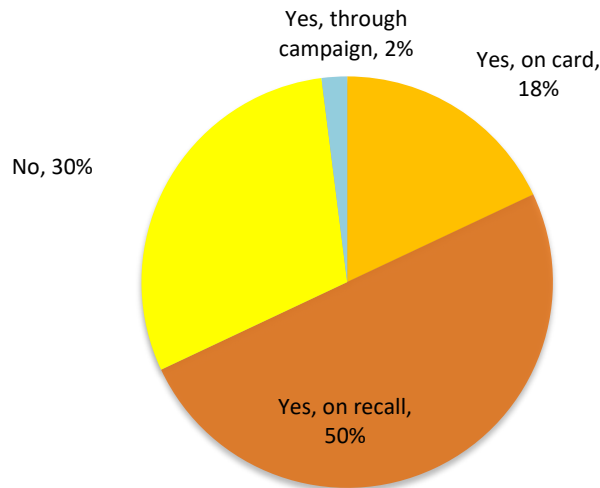
Source: Pakistan Social and Living Standards Measurement 2018-19



Item 5.13: Key Finding

7 in 10 Pakistani children received the first dose of the Measles vaccine.

Question: Record the immunization events from the health card or the respondent (Measles1).



Source: Pakistan Social and Living Standards Measurement 2018-19



Item 5.13: Statistical Analysis

From all the regions, the Kalat and Makran region (52%) have the lowest rate of children getting the first dose of the Measles vaccine.

Question: Record the immunization events from the health card or the respondent (Measles1).

		Yes, on card	Yes, on recall	No	Yes, through campaign
All Pakistan		18%	50%	30%	2%
Location					
	Rural	19%	46%	32%	3%
	Urban	15%	59%	26%	1%
Province					
	Punjab	25%	52%	23%	0%
	Sindh	4%	61%	35%	0%
	KPK	20%	38%	38%	4%
	Balochistan	2%	38%	39%	21%
12 Regions					
	Punjab North	11%	67%	22%	0%
	Punjab West	34%	42%	23%	0%
	Punjab Central	26%	52%	22%	0%
	Punjab South	24%	52%	25%	0%
	Karachi Region	3%	68%	29%	0%
	Interior Sindh	4%	59%	37%	0%
	KPK North	19%	36%	45%	0%
	KPK South	12%	43%	43%	2%
	Peshawar Valley	28%	39%	33%	0%
	Hazara	12%	34%	34%	20%
	Quetta Region	1%	30%	28%	40%
	Kalat & Makran Region	2%	44%	48%	6%

Source: Pakistan Social and Living Standards Measurement 2018-19

to be continued



Topic 1: Child Immunization Statistics in Pakistan

		Yes, on card	Yes, on recall	No	Yes, through campaign
Divisions					
	Malakand	19%	36%	45%	0%
	Hazara	12%	34%	34%	20%
	Mardan	34%	36%	30%	0%
	Peshawar	26%	40%	35%	0%
	Kohat	16%	41%	43%	0%
	Bannu	4%	37%	52%	6%
	Dera Ismail Khan	14%	50%	36%	0%
	Islamabad	9%	71%	20%	0%
	Rawalpindi	11%	67%	23%	0%
	Sargodha	37%	41%	22%	0%
	Faisalabad	33%	43%	24%	0%
	Gujranwala	37%	42%	21%	0%
	Lahore	16%	62%	22%	0%
	Sahiwal	29%	53%	18%	0%
	Multan	27%	48%	24%	0%
	Dera Ghazi Khan	23%	46%	30%	0%
	Bahawalpur	15%	61%	24%	0%
	Larkana	7%	53%	40%	0%
	Sukkur	6%	51%	43%	0%
	Hyderabad	3%	60%	37%	0%
	Mirpur Khas	0%	69%	31%	0%
	Karachi	3%	68%	29%	0%
	Shaheed Benazirabad	2%	69%	29%	0%
	Quetta	2%	39%	28%	32%
	Zhob	1%	14%	28%	57%
	Sibbi	3%	32%	46%	20%
	Nasirabad	1%	48%	51%	0%
	Kalat	3%	42%	53%	3%
	Mekran	8%	70%	22%	0%

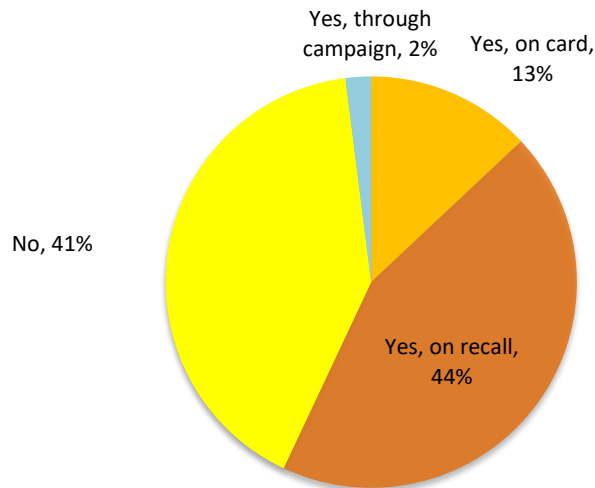
Source: Pakistan Social and Living Standards Measurement 2018-19



Item 5.14: Key Finding

41% Pakistani children did not get the second dose of the Measles vaccine.

Question: Record the immunization events from the health card or the respondent (Measles2).



Source: Pakistan Social and Living Standards Measurement 2018-19



Item 5.14: Statistical Analysis

As compared to all the divisions, Malakand, Kohat and Sibbi (44% each) have the lowest rate of children getting the second dose of the Measles vaccine.

Question: Record the immunization events from the health card or the respondent (Measles2).

		Yes, on card	Yes, on recall	No	Yes, through campaign
All Pakistan		13%	44%	41%	2%
Location					
	Rural	15%	41%	42%	2%
	Urban	11%	51%	38%	1%
Province					
	Punjab	20%	46%	35%	0%
	Sindh	3%	53%	44%	0%
	KPK	13%	34%	51%	2%
	Balochistan	2%	34%	47%	18%
12 Regions					
	Punjab North	9%	57%	34%	0%
	Punjab West	27%	39%	34%	0%
	Punjab Central	21%	46%	34%	0%
	Punjab South	18%	46%	36%	0%
	Karachi Region	2%	58%	41%	0%
	Interior Sindh	3%	52%	45%	0%
	KPK North	12%	32%	57%	0%
	KPK South	9%	41%	51%	0%
	Peshawar Valley	20%	32%	48%	0%
	Hazara	5%	30%	50%	15%
	Quetta Region	1%	25%	40%	33%
	Kalat & Makran Region	2%	41%	52%	4%

Source: Pakistan Social and Living Standards Measurement 2018-19

to be continued



Topic 1: Child Immunization Statistics in Pakistan

		Yes, on card	Yes, on recall	No	Yes, through campaign
Divisions					
Malakand		12%	32%	57%	0%
Hazara		5%	30%	50%	15%
Mardan		24%	30%	46%	0%
Peshawar		18%	33%	49%	0%
Kohat		11%	33%	56%	0%
Bannu		3%	42%	56%	0%
Dera Ismail Khan		10%	47%	42%	0%
Islamabad		8%	62%	30%	0%
Rawalpindi		9%	56%	35%	0%
Sargodha		29%	38%	33%	0%
Faisalabad		26%	40%	34%	0%
Gujranwala		30%	38%	32%	0%
Lahore		12%	53%	36%	0%
Sahiwal		23%	46%	31%	0%
Multan		22%	45%	33%	0%
Dera Ghazi Khan		17%	41%	43%	0%
Bahawalpur		13%	54%	33%	0%
Larkana		5%	50%	45%	0%
Sukkur		4%	48%	48%	0%
Hyderabad		2%	51%	47%	0%
Mirpur Khas		0%	58%	42%	0%
Karachi		2%	58%	41%	0%
Shaheed Benazirabad		2%	56%	41%	0%
Quetta		1%	33%	40%	26%
Zhob		1%	12%	41%	47%
Sibbi		2%	27%	56%	15%
Nasirabad		1%	46%	54%	0%
Kalat		3%	39%	56%	3%
Mekran		8%	69%	24%	0%

Source: Pakistan Social and Living Standards Measurement 2018-19

SECTION 3:

Barriers to Immunization



Barriers to Immunization (Findings)



89%

Pakistanis had to travel 2 km or less to get immunization (round trip)



87%

of Pakistanis did not have to pay for their child's immunization (including transportation expenses)

38%

Pakistanis did not get their child immunized because no vaccination team had visited them



GALLUP
PAKISTAN

Affiliated with Gallup International

Pakistan's Foremost Social Research Lab

**Child
Immunization
Statistics
in Pakistan**



Barriers to Immunization - Findings

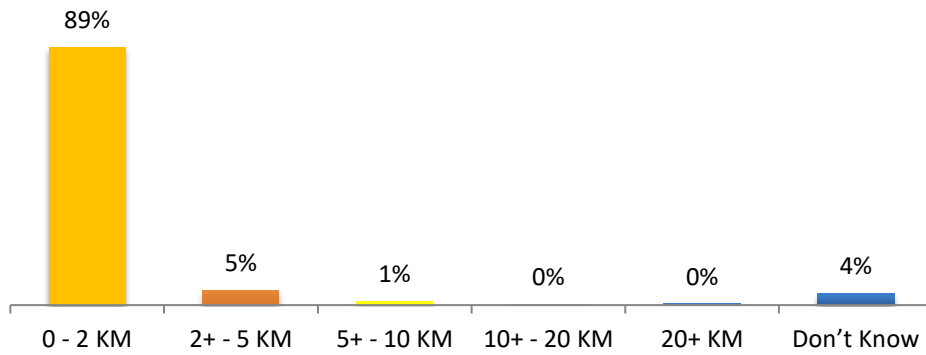
- **89%** Pakistanis had to travel 2 km or less to get immunization (round trip).
- **87%** of Pakistanis did not have to pay for their child's immunization (including transportation expenses).
- **38%** Pakistanis did not get their child immunized because no vaccination team had visited them.



Item 6: Key Finding

89% Pakistanis had to travel 2 km or less to get immunization (round trip).

Question: **How far did you travel (round trip) to get immunization?**



Source: Pakistan Social and Living Standards Measurement 2018-19



Item 6: Key Finding

Only 1% of Pakistanis had to travel more a distance more than 5 km to get immunization (round trip).

Question: How far did you travel (round trip) to get immunization?

		0 - 2 KM	2+ - 5 KM	5+ - 10 KM	10+ - 20 KM	20+ KM
All Pakistan		89%	5%	1%	0%	0%
Location						
	Rural	87%	5%	2%	1%	1%
	Urban	91%	6%	1%	0%	0%
Province						
	Punjab	93%	2%	0%	0%	0%
	Sindh	82%	9%	3%	1%	1%
	KPK	87%	7%	1%	0%	0%
	Balochistan	79%	11%	4%	0%	2%
12 Regions						
	Punjab North	79%	13%	2%	1%	0%
	Punjab West	96%	2%	1%	0%	0%
	Punjab Central	99%	0%	0%	0%	0%
	Punjab South	91%	1%	0%	0%	0%
	Karachi Region	94%	5%	0%	0%	0%
	Interior Sindh	78%	11%	4%	2%	2%
	KPK North	91%	8%	1%	0%	0%
	KPK South	66%	9%	2%	0%	0%
	Peshawar Valley	92%	6%	1%	0%	0%
	Hazara	96%	2%	1%	0%	0%
	Quetta Region	75%	13%	4%	1%	0%
	Kalat & Makran Region	82%	9%	4%	0%	3%

Source: Pakistan Social and Living Standards Measurement 2018-19



Topic 1: Child Immunization Statistics in Pakistan

		0 - 2 KM	2+ - 5 KM	5+ - 10 KM	10+ - 20 KM	20+ KM
Divisions						
Malakand	91%	8%	1%	0%	0%	
Hazara	96%	2%	1%	0%	0%	
Mardan	89%	8%	2%	0%	0%	
Peshawar	94%	5%	1%	0%	0%	
Kohat	71%	15%	3%	0%	1%	
Bannu	21%	4%	1%	0%	0%	
Dera Ismail Khan	91%	6%	1%	0%	0%	
Islamabad	67%	25%	3%	3%	0%	
Rawalpindi	81%	11%	2%	0%	1%	
Sargodha	97%	1%	1%	0%	1%	
Faisalabad	96%	3%	0%	0%	0%	
Gujranwala	99%	1%	0%	0%	0%	
Lahore	100%	0%	0%	0%	0%	
Sahiwal	100%	0%	0%	0%	0%	
Multan	84%	2%	1%	0%	0%	
Dera Ghazi Khan	85%	1%	0%	0%	0%	
Bahawalpur	99%	1%	0%	0%	0%	
Larkana	68%	16%	6%	2%	3%	
Sukkur	89%	8%	2%	0%	0%	
Hyderabad	79%	9%	4%	2%	2%	
Mirpur Khas	81%	5%	2%	1%	0%	
Karachi	94%	5%	0%	0%	0%	
Shaheed Benazirabad	69%	13%	3%	3%	1%	
Quetta	68%	16%	5%	1%	0%	
Zhob	88%	8%	1%	0%	0%	
Sibbi	79%	8%	1%	0%	7%	
Nasirabad	79%	8%	9%	0%	4%	
Kalat	84%	12%	3%	0%	0%	
Mekran	96%	4%	0%	0%	0%	

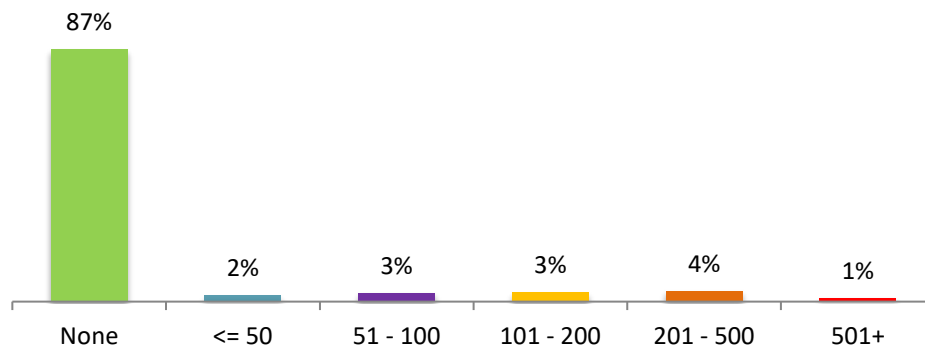
Source: Pakistan Social and Living Standards Measurement 2018-19



Item 7: Key Finding

87% of Pakistanis did not have to pay for their child's immunization (including transportation expenses).

Question: How much did you pay for it (including transport)?



Source: Pakistan Social and Living Standards Measurement 2018-19



Item 7: Statistical Analysis

Only 1% of Pakistanis had to pay more than Rs.500 for their child's immunization (including transportation expenses).

Question: How much did you pay for it (including transport)?

		None	<= 50	51 - 100	101 - 200	201 - 500	501+
All Pakistan		87%	2%	3%	3%	4%	1%
Location							
	Rural	88%	2%	3%	3%	3%	1%
	Urban	83%	3%	4%	4%	4%	2%
Province							
	Punjab	95%	2%	1%	1%	1%	1%
	Sindh	71%	4%	7%	9%	7%	3%
	KPK	87%	2%	3%	3%	4%	1%
	Balochistan	73%	3%	5%	6%	11%	3%
12 Regions							
	Punjab North	80%	1%	2%	4%	8%	6%
	Punjab West	96%	2%	1%	0%	0%	1%
	Punjab Central	97%	2%	1%	0%	0%	0%
	Punjab South	96%	1%	1%	0%	1%	0%
	Karachi Region	81%	2%	4%	4%	6%	4%
	Interior Sindh	68%	4%	8%	10%	7%	2%
	KPK North	77%	2%	3%	5%	11%	2%
	KPK South	87%	2%	4%	4%	2%	0%
	Peshawar Valley	91%	3%	3%	1%	2%	0%
	Hazara	94%	2%	1%	2%	1%	0%
	Quetta Region	70%	3%	6%	6%	15%	1%
	Kalat & Makran Region	75%	2%	4%	6%	8%	5%

Source: Pakistan Social and Living Standards Measurement 2018-19



Topic 1: Child Immunization Statistics in Pakistan

	None	<= 50	51 - 100	101 - 200	201 - 500	501+
Divisions						
Malakand	77%	2%	3%	5%	11%	2%
Hazara	94%	2%	1%	2%	1%	0%
Mardan	85%	6%	4%	2%	3%	0%
Peshawar	94%	2%	3%	1%	1%	0%
Kohat	78%	4%	7%	5%	6%	0%
Bannu	96%	0%	0%	4%	0%	0%
Dera Ismail Khan	91%	1%	5%	4%	0%	0%
Islamabad	80%	1%	0%	6%	5%	9%
Rawalpindi	80%	1%	2%	3%	9%	5%
Sargodha	95%	2%	1%	0%	0%	1%
Faisalabad	97%	1%	1%	0%	0%	0%
Gujranwala	95%	4%	1%	0%	0%	0%
Lahore	100%	0%	0%	0%	0%	0%
Sahiwal	98%	2%	0%	0%	0%	0%
Multan	97%	3%	0%	0%	0%	0%
Dera Ghazi Khan	96%	0%	1%	1%	2%	0%
Bahawalpur	94%	1%	3%	1%	1%	1%
Larkana	57%	8%	13%	15%	7%	0%
Sukkur	86%	5%	5%	3%	1%	0%
Hyderabad	62%	2%	11%	12%	9%	5%
Mirpur Khas	70%	4%	2%	8%	12%	4%
Karachi	81%	2%	4%	4%	6%	4%
Shaheed Benazirabad	64%	1%	8%	14%	11%	2%
Quetta	61%	5%	7%	6%	21%	1%
Zhob	87%	1%	3%	5%	4%	0%
Sibbi	79%	4%	3%	3%	4%	7%
Nasirabad	74%	1%	3%	8%	14%	1%
Kalat	79%	2%	5%	5%	5%	4%
Mekran	51%	2%	11%	11%	5%	21%

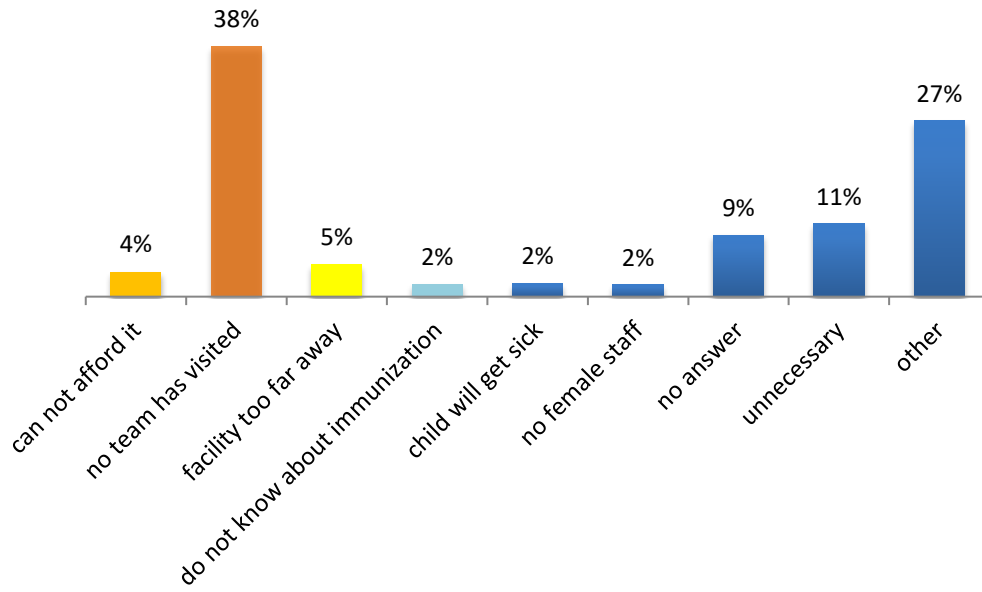
Source: Pakistan Social and Living Standards Measurement 2018-19



Item 8: Key Finding

38% Pakistanis did not get their child immunized because no vaccination team had visited them.

Question: Why was the child not immunized?



Source: Pakistan Social and Living Standards Measurement 2018-19



Item 8: Statistical Analysis

Immunization statistics show that 38% Pakistanis did not get their child immunized because no team had visited them.

Question: Why was the child not immunized?

	can not afford it	no team has visited	facility too far away	do not know about immunization	child will get sick	no female staff	no answer	unnecessary	other
All Pakistan	4%	38%	5%	2%	2%	2%	9%	11%	27%
Location									
Rural	4%	41%	6%	0%	3%	2%	7%	10%	27%
Urban	2%	28%	3%	8%	0%	1%	17%	16%	26%
Province									
Punjab	5%	47%	4%	1%	3%	1%	5%	12%	24%
Sindh	0%	35%	10%	7%	3%	5%	11%	5%	26%
KPK	2%	19%	6%	1%	0%	5%	19%	13%	35%
Balochistan	6%	24%	6%	5%	0%	1%	20%	7%	32%
12 Regions									
Punjab North	10%	27%	8%	0%	8%	0%	0%	27%	19%
Punjab West	5%	28%	0%	0%	10%	0%	16%	23%	20%
Punjab Central	7%	48%	0%	5%	0%	3%	0%	3%	35%
Punjab South	4%	57%	6%	0%	0%	0%	1%	9%	23%
Karachi Region	0%	0%	12%	29%	0%	0%	35%	0%	25%
Interior Sindh	0%	45%	9%	0%	4%	6%	3%	7%	26%
KPK North	6%	32%	11%	0%	0%	0%	4%	18%	28%
KPK South	0%	13%	11%	0%	0%	23%	0%	26%	26%
Peshawar Valley	0%	7%	0%	4%	0%	2%	45%	5%	37%
Hazara	0%	20%	0%	0%	0%	13%	12%	4%	52%
Quetta Region	9%	14%	0%	9%	0%	2%	30%	1%	35%
Kalat & Makran Region	0%	39%	14%	0%	0%	0%	3%	17%	27%

Source: Pakistan Social and Living Standards Measurement 2018-19



Topic 1: Child Immunization Statistics in Pakistan

	can not afford it	no team has visited	facility too far away	do not know about immunization	child will get sick	no female staff	no answer	unnecessary	other
Divisions									
Malakand	6%	32%	11%	0%	0%	0%	4%	18%	28%
Hazara	0%	20%	0%	0%	0%	13%	12%	4%	52%
Mardan	0%	50%	0%	0%	0%	0%	0%	0%	50%
Peshawar	0%	0%	0%	5%	0%	2%	52%	6%	35%
Kohat	0%	0%	0%	0%	0%	0%	0%	100%	0%
Bannu	0%	32%	0%	0%	0%	0%	0%	19%	50%
Dera Ismail Khan	0%	0%	29%	0%	0%	58%	0%	0%	13%
Islamabad	0%	32%	0%	0%	0%	0%	0%	0%	68%
Rawalpindi	14%	26%	11%	0%	11%	0%	0%	38%	0%
Sargodha	13%	53%	0%	0%	0%	0%	11%	18%	5%
Faisalabad	0%	14%	0%	0%	15%	0%	19%	25%	28%
Gujranwala	16%	43%	0%	11%	0%	0%	0%	7%	23%
Lahore	0%	51%	0%	0%	0%	5%	0%	0%	44%
Sahiwal	0%	67%	0%	0%	0%	0%	0%	33%	0%
Multan	6%	48%	0%	0%	0%	0%	8%	29%	10%
Dera Ghazi Khan	4%	41%	14%	0%	0%	0%	0%	5%	35%
Bahawalpur	3%	73%	3%	0%	0%	0%	0%	0%	22%
Larkana	0%	0%	49%	0%	0%	51%	0%	0%	0%
Sukkur	0%	40%	16%	0%	0%	8%	0%	12%	24%
Hyderabad	0%	51%	0%	0%	0%	0%	8%	6%	35%
Mirpur Khas	0%	46%	0%	0%	30%	0%	0%	0%	24%
Karachi	0%	0%	12%	29%	0%	0%	35%	0%	25%
Shaheed Benazirabad	0%	100%	0%	0%	0%	0%	0%	0%	0%
Quetta	12%	7%	0%	11%	0%	0%	33%	2%	35%
Zhob	0%	33%	0%	0%	0%	9%	23%	0%	35%
Sibbi	0%	50%	11%	0%	0%	0%	0%	39%	0%
Nasirabad	0%	66%	0%	0%	0%	0%	0%	0%	34%
Kalat	0%	14%	12%	0%	0%	0%	9%	16%	49%
Mekran	0%	53%	32%	0%	0%	0%	0%	0%	15%

Source: Pakistan Social and Living Standards Measurement 2018-19

Methodology





DEMOGRAPHICS
Profile of Household
(n= 23,933)

		Count	Col%
BASE: All		23,933	100%
Location			
	Rural	15,281	62%
	Urban	8,652	38%
Province			
	Punjab	11,157	57%
	Sindh	6,181	24%
	KPK	4,277	14%
	Balochistan	2,318	5%
Division			
	Malakand	913	3%
	Hazara	787	3%
	Mardan	442	2%
	Peshawar	1,188	3%
	Kohat	358	1%
	Bannu	261	1%
	Dera Ismail Khan	328	1%
	Islamabad	175	1%
	Rawalpindi	1,023	5%
	Sargodha	869	4%
	Faisalabad	1,325	7%
	Gujranwala	1,631	8%
	Lahore	1,914	10%
	Sahiwal	775	4%
	Multan	1,184	6%
	Dera Ghazi Khan	1,044	5%
	Bahawalpur	1,217	6%
	Larkana	877	3%
	Sukkur	770	3%
	Hyderabad	1,597	5%
	Mirpur Khas	551	2%
	Karachi	1,704	8%
	Shaheed Benazirabad	682	2%
	Quetta	578	1%
	Zhob	285	1%
	Sibbi	219	0%
	Nasirabad	327	1%
	Kalat	702	1%
	Mekran	207	1%

Source: Pakistan Social and Living Standards Measurement 2018-19



Gallup Pakistan is not related to Gallup Inc. headquartered in Washington D.C. USA. We require that our surveys be credited fully as Gallup Pakistan (not Gallup or Gallup Poll). We disclaim any responsibility for surveys pertaining to Pakistani public opinion except those carried out by Gallup Pakistan, the Pakistani affiliate of Gallup International Association.

Contact Details:
Islamabad : +92 51 2655630
Email: isb@gallup.com.pk
www.gallup.com.pk

Images Source: Unicef Pakistan