

**PUBLIC  
OPINION**

**REGARDING  
IMRAN KHAN'S  
GOVERNMENT**  
OVER THE PAST THREE YEARS



**GALLUP**  
PAKISTAN

Affiliated with Gallup International

Pakistan's Foremost Social Research Lab

## Table of Contents:

### EXECUTIVE SUMMARY

- Item 1.1: Imran Khan's government has completed 3 years. Some people think that his government has performed well overall. Some think it's not good. What is your opinion?
- Item 1.2: Your provincial government has completed three years. Some people think that the overall performance of the provincial government has been good. Some think it's not good. What is your opinion?
- Item 1.3: What is your opinion if we compare the Imran Khan's government with that of Nawaz Sharif's?
- Item 1.4: Kindly rate how you think Imran Khan's government performed with respect to the following departments/fields? - With respect to the economy
- Item 1.5: Kindly rate how you think Imran Khan's government performed with respect to the following departments/fields? - Regarding coronavirus prevention/control
- Item 1.6: Kindly rate how you think Imran Khan's government performed with respect to the following departments/fields? - Regarding helping the poor
- Item 1.7: Kindly rate how you think Imran Khan's government performed with respect to the following departments/fields? - Regarding relations with other countries
- Item 1.8: Kindly rate how you think Imran Khan's government performed with respect to the following departments/fields? - Regarding the prevention of corruption
- Item 1.9: Do you think Imran Khan's government will be able to complete its five-year term or will it end soon?

### PART 2: CLASSIFICATORY VARIABLES

**Disclaimer:** Gallup Pakistan has conducted this poll according to the ESOMAR Code of Ethics and internationally recognized principles of scientific polling. The results in this Report do not represent views held by the authors or Gallup Pakistan. The results only represent public opinion, computed on the basis of views expressed by anonymous respondents selected through the procedure outlined in the Methodology section of this Report.

**Gallup Pakistan has provided this data in the public interest and gratis. It cannot be held liable, contractually, or otherwise, to the users of this data**

# EXECUTIVE SUMMARY



**GALLUP**

PAKISTAN

Affiliated with Gallup International

Pakistan's Foremost Social Research Lab

# **At the end of 3 years in power, Imran Khan retains popularity nationally but support waning in largest province and performance on economy disappointing masses**

Key findings from nationally representative survey across 4 provinces of Pakistan by Gallup Pakistan in last week of August 2021 reveal following key findings about performance of Imran Khan's federal government and provincial Governments.

Survey was conducted with over 1200 respondents across urban and rural areas, covering over 100 districts in the country. Sample comprised of a cross section of age, and socio-economic classes. Field work was completed during 23<sup>rd</sup> August -4<sup>th</sup> September 2021.

## **1. How did Imran Khan perform in the eyes of Public in past 3 years? Split Public opinion with slightly more people being happy with his performance**

Public opinion split on issue of performance of PTI government with slightly more 48% saying performance is good over the past 3 years.

A sizeable 45% believe the performance has been bad.

In the largest province of Punjab, a majority are unhappy and say that Imran Khan's governments performance is bad.

Highest support in Balochistan at 74% rating positively and KP where 62% rated Imran Khan's performance positively.

## **2. Performance of provincial governments over past 3 years? Punjab and Sindh tie in terms of being rated most poorly.**

Similarly, public opinion split about the issue of rating performance of their provincial government. 47% of Pakistanis believe that their provincial government has performed well over the past 3 years and 46% are saying their provincial government performed bad.

**3. Imran Khan Rule vs Nawaz Sharif rule? Public Opinion split equally nationally but in largest province of Punjab, more people say Nawaz government was better than Imran government.**

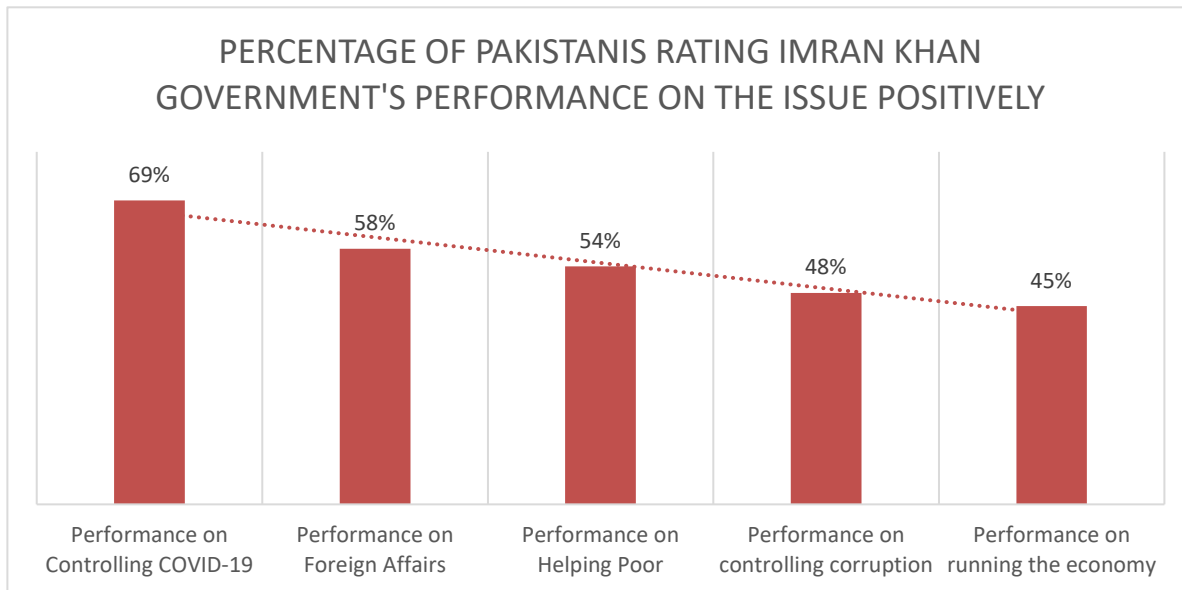
Public Opinion split equally with 37% each saying Imran Khan rule is better and 37% saying Nawaz Sharif rule was better. 18% of people believe that the performance Imran Khan's government is the same as that of the Nawaz Sharif's government.

**4. Best performance on COVID and worst on running the economy, out of 5 indicators, on 2 indicators majority are unhappy.**

45% of Pakistanis rate performance on economy as good, 69% rate performance on COVID control as good, 54% give favorable rating on helping poor. Majority 58% happy with performance on foreign affairs and less than majority 48% happy on corruption control performance

	Gallup Performance Indicators	% Of population saying performance is good
1	Performance in Controlling COVID-19	69%
2	Performance on Foreign Affairs	58%
3	Performance on Helping Poor	54%
4	Performance on controlling corruption	48%
5	Performance Running the Economy	45%

*\*Earlier version of this report had an error in this finding; it has now been rectified.*



**5. Will Imran Khan government complete its term? 7 in 10 Pakistanis believe that Imran Khan's government will be able to complete its five-year term soon.**

7 in 10 Pakistanis believe that Imran Khan's government will be able to complete its five-year term soon. View is unanimous across all provinces almost equally.

- 4% of Pakistanis named Shah Mahmood Qureshi as the minister from Imran Khan's cabinet whose performance they consider best.

# PART 1: FINDINGS



**GALLUP**  
PAKISTAN

Affiliated with Gallup International

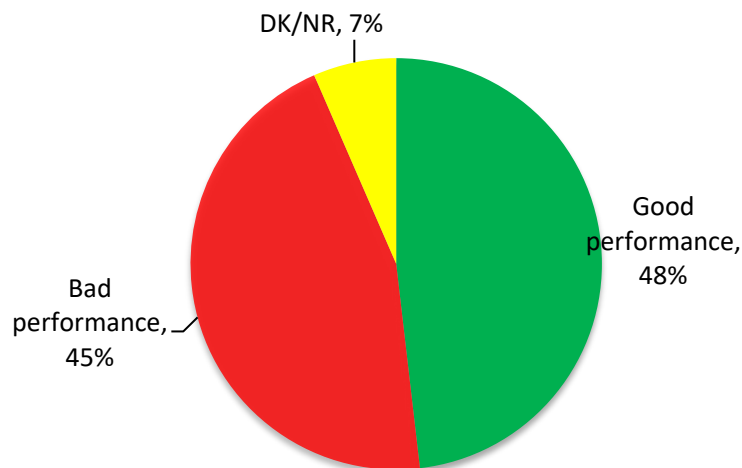
This Topic has **9** items. Key Findings and Statistical Analysis for each of them are provided ahead in this section



## Item 1.1: Key Finding

Question: **Imran Khan's government has completed 3 years. Some people think that his government has performed well overall. Some think it's not good. What is your opinion?**

Nearly half of Pakistanis (48%) believe that Imran Khan's government performance over the past 3 years has been good.



Source: Powered by Gallup Pakistan

## Item 1.1: Statistical Analysis

Question: Imran Khan's government has completed 3 years. Some people think that his government has performed well overall. Some think it's not good. What is your opinion?

More people in KPK and Balochistan as compared to other provinces believed that the Imran Khan government had performed well overall in the past 3 years.

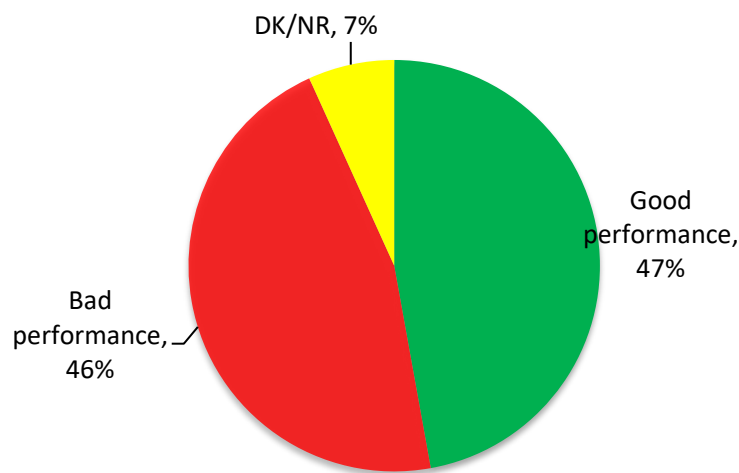
		Good Performance	Bad Performance	DK/NR
<b>All Pakistan</b>		48%	45%	7%
<b>Location</b>	<b>Rural</b>	48%	46%	7%
	<b>Urban</b>	49%	45%	6%
<b>All Punjab</b>		42%	50%	7%
<b>Province</b>	<b>Punjab</b>	39%	53%	8%
	<b>Sindhi</b>	51%	44%	5%
<b>All Sindh</b>		49%	45%	6%
<b>Location</b>	<b>Rural</b>	51%	45%	5%
	<b>Urban</b>	47%	45%	8%
<b>All KPK</b>		62%	31%	7%
<b>Location</b>	<b>Rural</b>	63%	31%	6%
	<b>Urban</b>	56%	32%	12%
<b>All Balochistan</b>		74%	26%	0%
<b>Location</b>	<b>Rural</b>	87%	13%	0%
	<b>Urban</b>	26%	74%	0%
<b>Language</b>	<b>Urdu</b>	54%	43%	3%
	<b>Punjabi</b>	37%	54%	9%
	<b>Sindhi</b>	52%	40%	8%
	<b>Pashto</b>	67%	29%	5%
	<b>Balochi</b>	62%	38%	0%
	<b>Saraekee</b>	47%	48%	6%
	<b>Others</b>	67%	30%	3%
	<b>No Response</b>	0%	100%	0%
<b>Age of the Respondent</b>	<b>Under 30</b>	49%	43%	8%
	<b>30 – 50</b>	48%	46%	5%
	<b>50+</b>	47%	50%	3%
	<b>No Response</b>	31%	23%	46%
<b>Gender</b>	<b>Male</b>	49%	45%	6%
	<b>Female</b>	41%	49%	10%

**Source:** Powered by Gallup Pakistan

## Item 1.2: Key Finding

Question: Your provincial government has completed three years. Some people think that the overall performance of the provincial government has been good. Some think it's not good. What is your opinion?

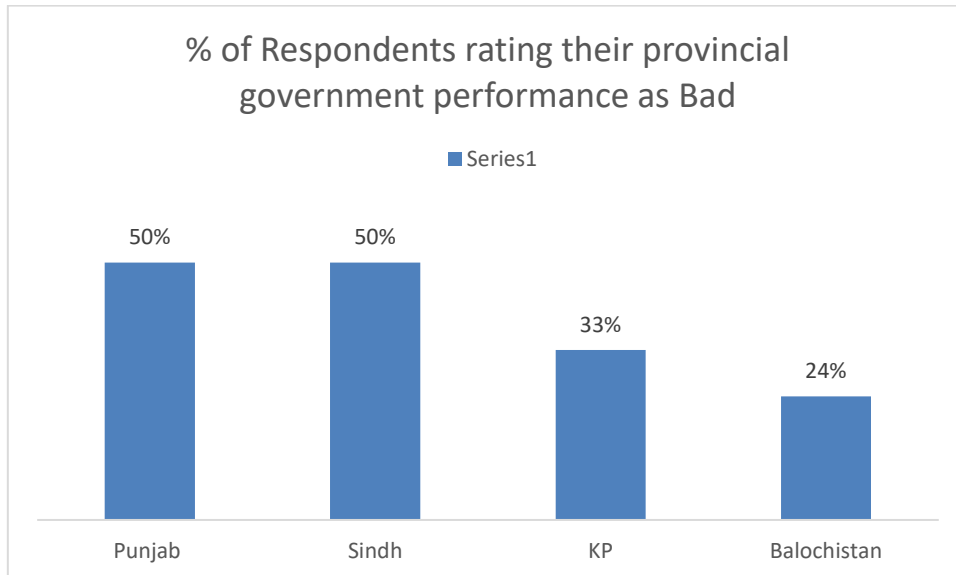
47% of Pakistanis believe that their provincial government has performed well over the past 3 years.



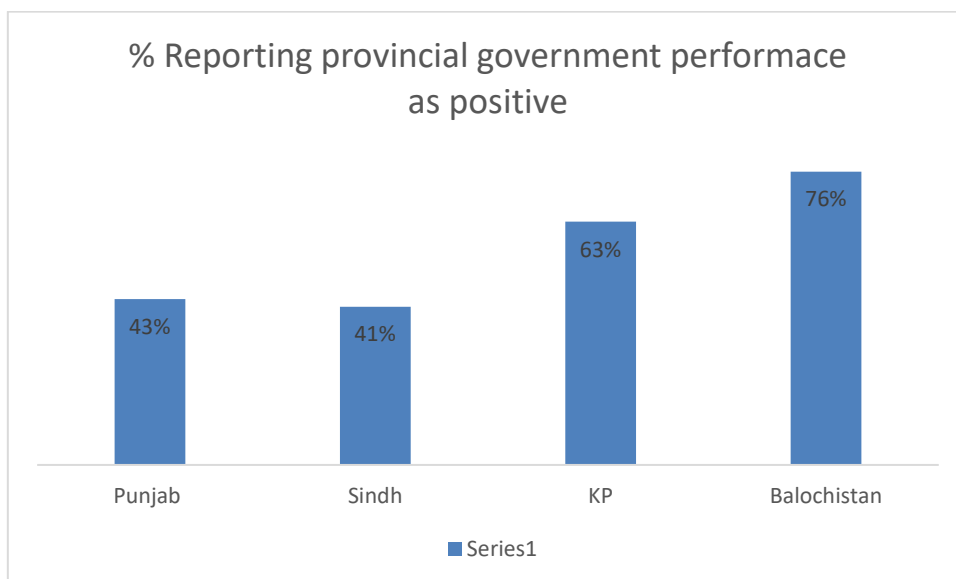
Source: Powered by Gallup Pakistan

## Provincial Government Performance

### 1. Punjab and Sindh tie in being rated most poorly



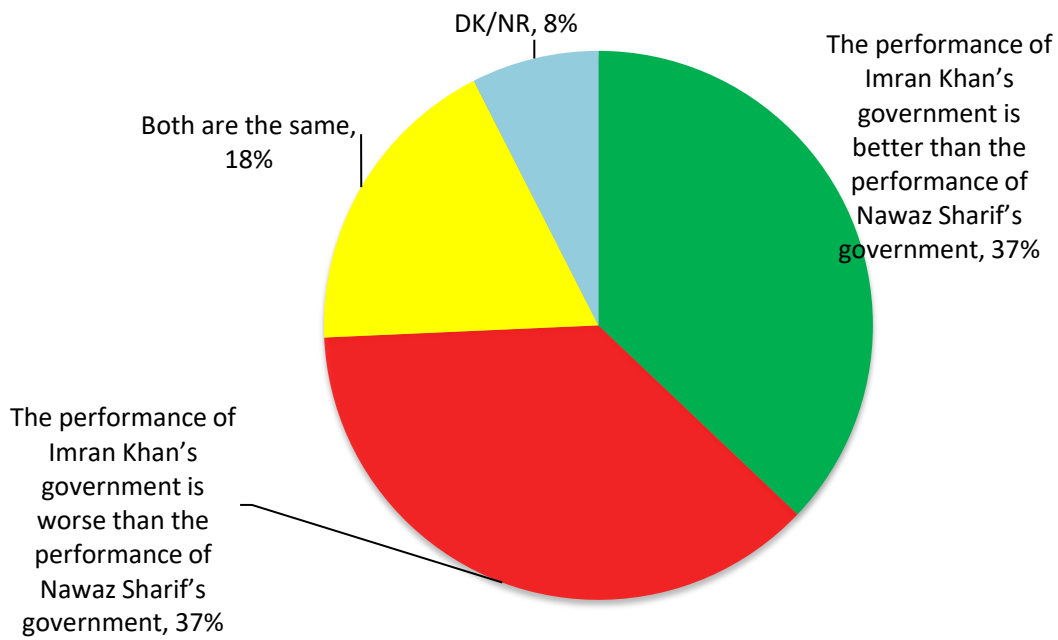
### 2. Balochistan at top with 76% reporting Balochistan government performance as being good, Sindh at the bottom



### Item 1.3: Key Finding

Question: What is your opinion if we compare the Imran Khan government with that of Nawaz Sharif's?

18% of people believe that the performance Imran Khan's government is the same as that of the Nawaz Sharif's government.



Source: Powered by Gallup Pakistan

## Item 1.3: Statistical Analysis

Question: What is your opinion if we compare the Imran Khan government with that of Nawaz Sharif's?

More people aged under 30 years old (39%) believe that the performance of Imran Khan's government is better than that of Nawaz Sharif's government as compared to those aged above 30 years.

		The performance of Imran Khan's government is better than the performance of Nawaz Sharif's government	The performance of Imran Khan's government is worse than the performance of Nawaz Sharif's government	Both are the same	DK/ NR
<b>All Pakistan</b>		37%	37%	18%	8%
<b>Location</b>	<b>Rural</b>	37%	37%	17%	8%
	<b>Urban</b>	37%	37%	20%	6%
<b>All Punjab</b>		32%	43%	16%	9%
<b>Location</b>	<b>Rural</b>	31%	44%	15%	10%
	<b>Urban</b>	35%	40%	18%	6%
<b>All Sindh</b>		36%	32%	25%	7%
<b>Location</b>	<b>Rural</b>	35%	34%	25%	6%
	<b>Urban</b>	38%	29%	26%	7%
<b>All KPK</b>		47%	30%	16%	6%
<b>Location</b>	<b>Rural</b>	46%	32%	16%	6%
	<b>Urban</b>	54%	24%	16%	6%
<b>All Balochistan</b>		57%	30%	13%	0%
<b>Location</b>	<b>Rural</b>	67%	17%	16%	0%
	<b>Urban</b>	19%	78%	3%	0%
<b>Age of the Respondent</b>	<b>Under 30</b>	39%	34%	20%	7%
	<b>30 – 50</b>	38%	38%	17%	7%
	<b>50+</b>	32%	42%	19%	7%
	<b>No Response</b>	0%	23%	11%	66%
<b>Gender</b>	<b>Male</b>	38%	37%	18%	7%
	<b>Female</b>	34%	39%	16%	11%

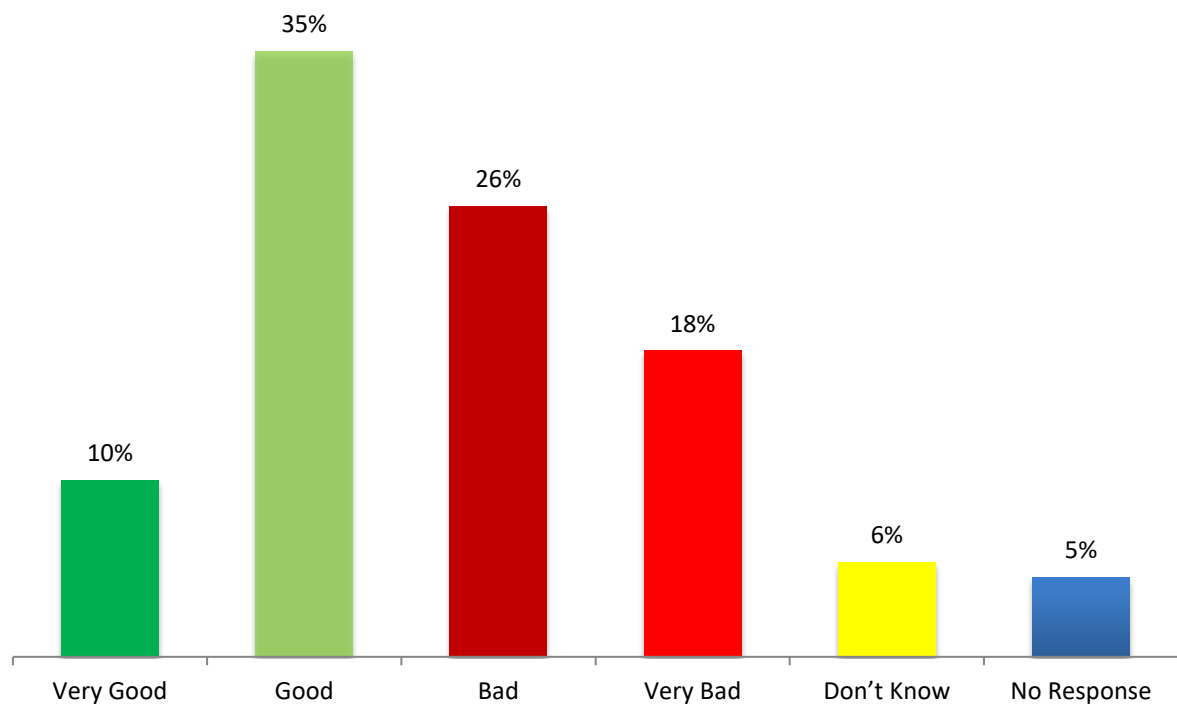
Source: Powered by Gallup Pakistan

## Item 1.4: Key Finding

Question: Kindly rate how you think Imran Khan's government performed with respect to the following departments/fields? - With respect to the economy

### PERFORMANCE ON ECONOMY

45% of Pakistanis rate the performance of Imran Khan's government regarding matters related to the economy as good



Source: Powered by Gallup Pakistan

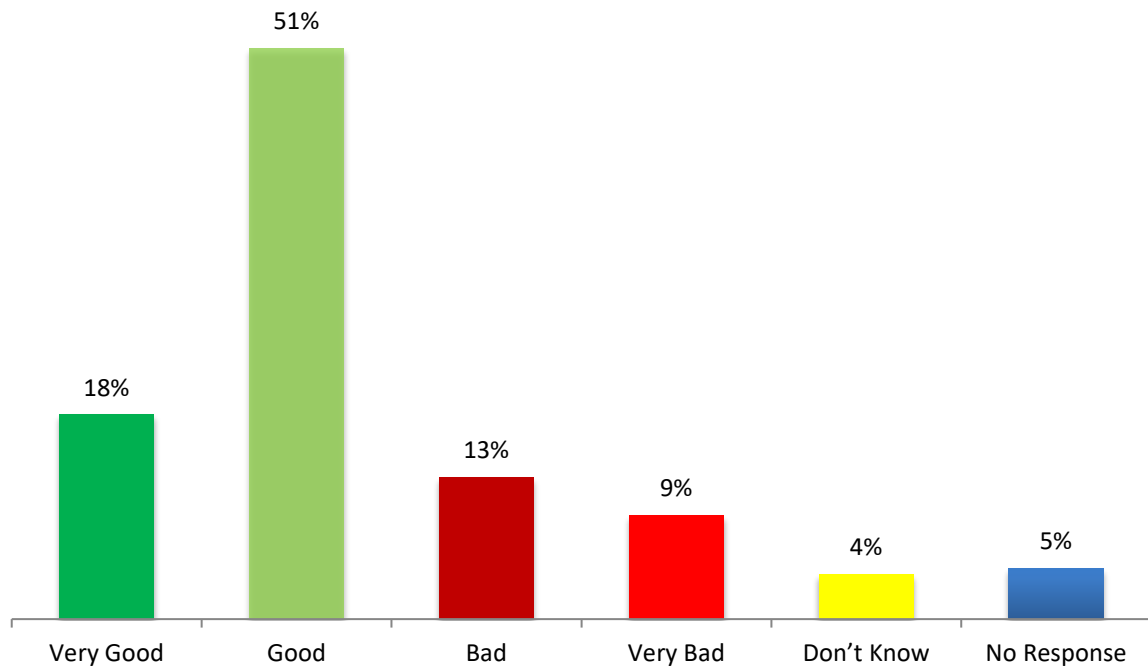


## Item 1.5: Key Finding

Question: Kindly rate how you think Imran Khan's government performed with respect to the following departments/fields? - Regarding coronavirus prevention/control

### PERFORMANCE ON COVID

Nearly 7 in 10 (69%) of Pakistanis believe that Imran Khan's government has performed well with regards to coronavirus prevention and control.



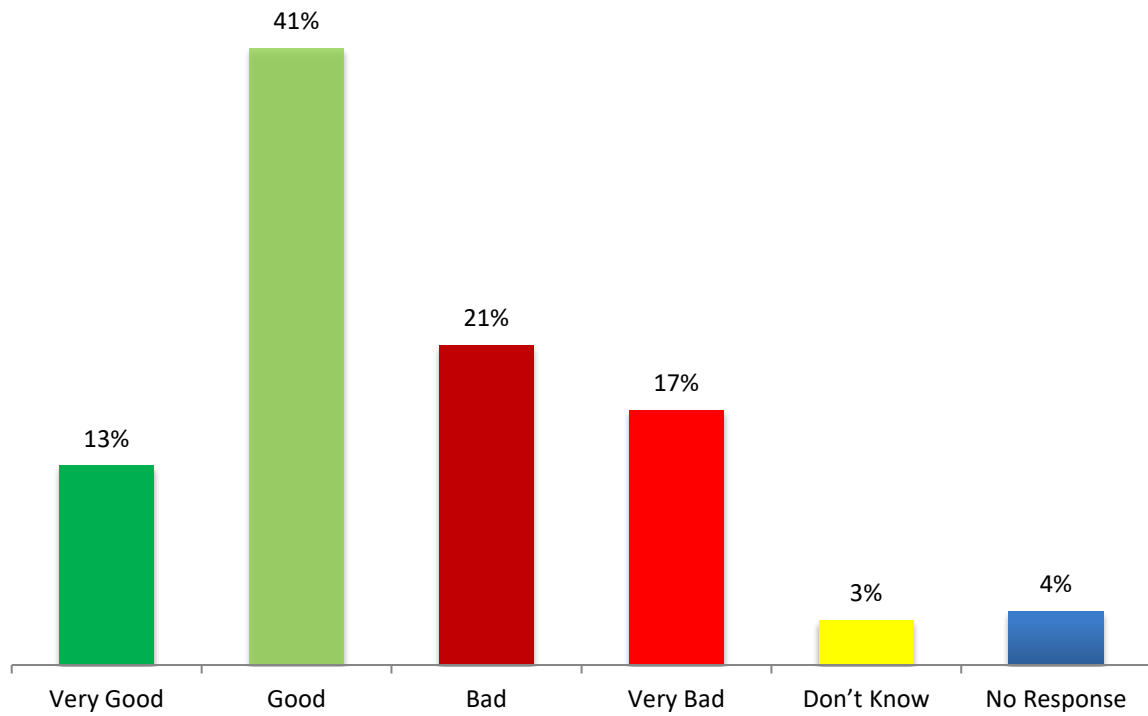
Source: Powered by Gallup Pakistan

## Item 1.6: Key Finding

Question: Kindly rate how you think Imran Khan's government performed with respect to the following departments/fields? - Regarding helping the poor

### PERFORMANCE ON HELPING POOR

38% of Pakistanis believe that Imran Khan's government has not performed well with regards to matters relating to helping the poor.



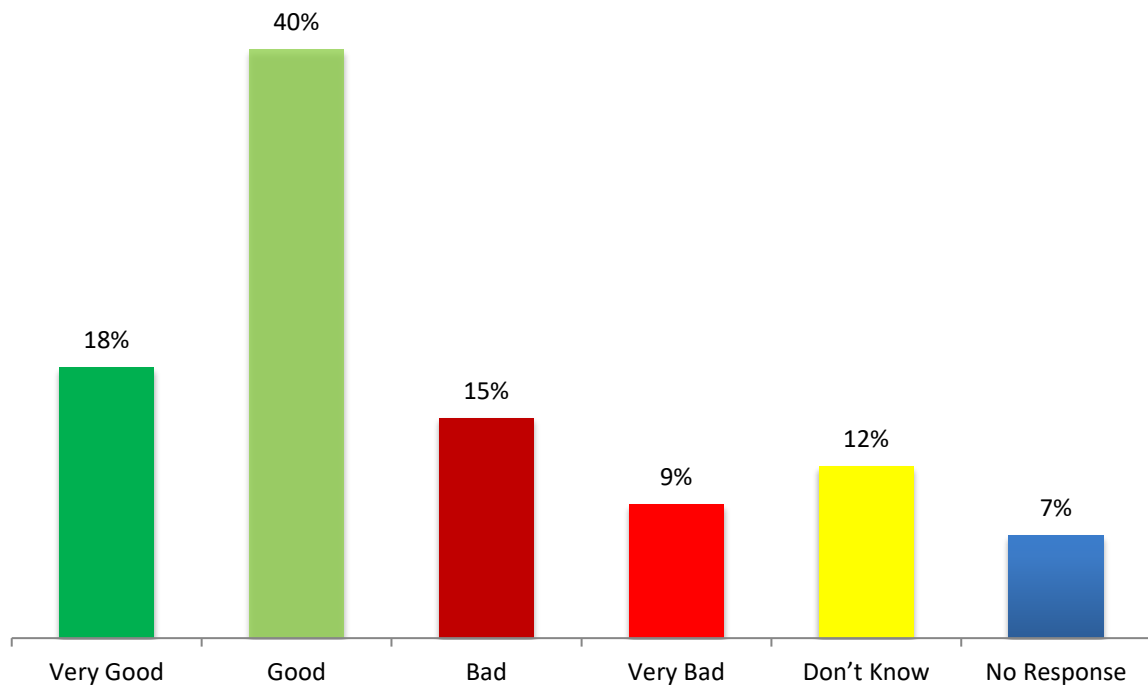
Source: Powered by Gallup Pakistan

## Item 1.7: Key Finding

Question: Kindly rate how you think Imran Khan's government performed with respect to the following departments/fields? - Regarding relations with other countries

### PERFORMANCE ON FOREIGN AFFAIRS

58% of Pakistanis believe the performance of Imran Khan's government with respect to handling relations with other countries has been good.



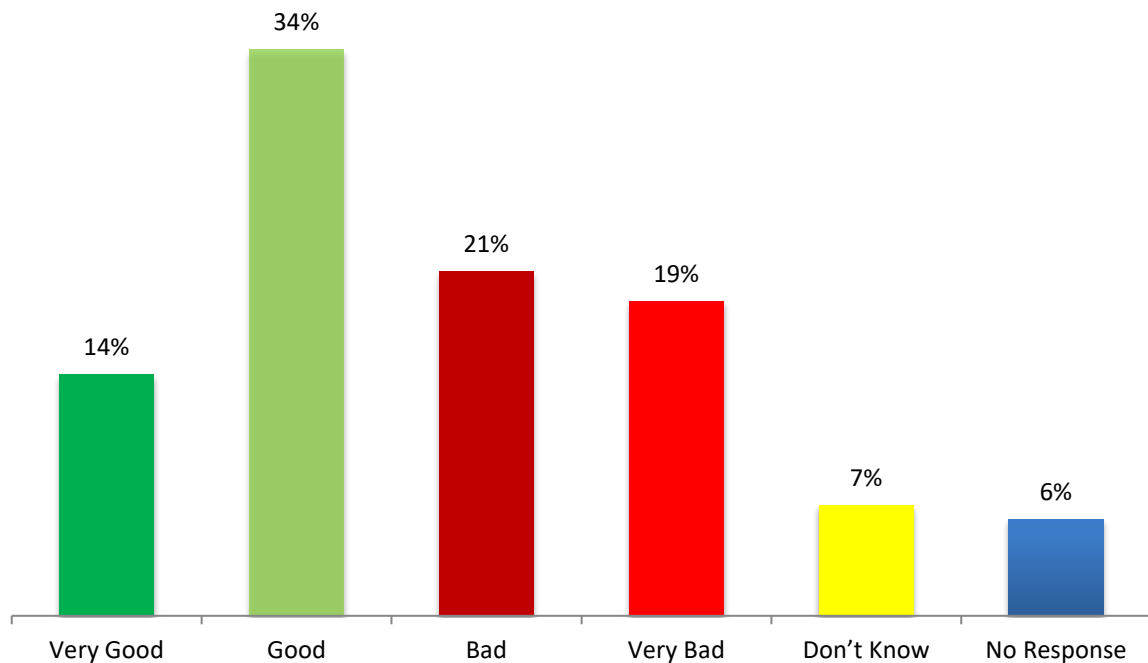
Source: Powered by Gallup Pakistan

## Item 1.8: Key Finding

Question: Kindly rate how you think Imran Khan's government performed with respect to the following departments/fields? - Regarding the prevention of corruption

### PERFORMANCE ON PREVENTING CORRUPTION

40% Pakistanis believe that the performance of Imran Khan's government with respect to preventing corruption was poor.



Source: Powered by Gallup Pakistan

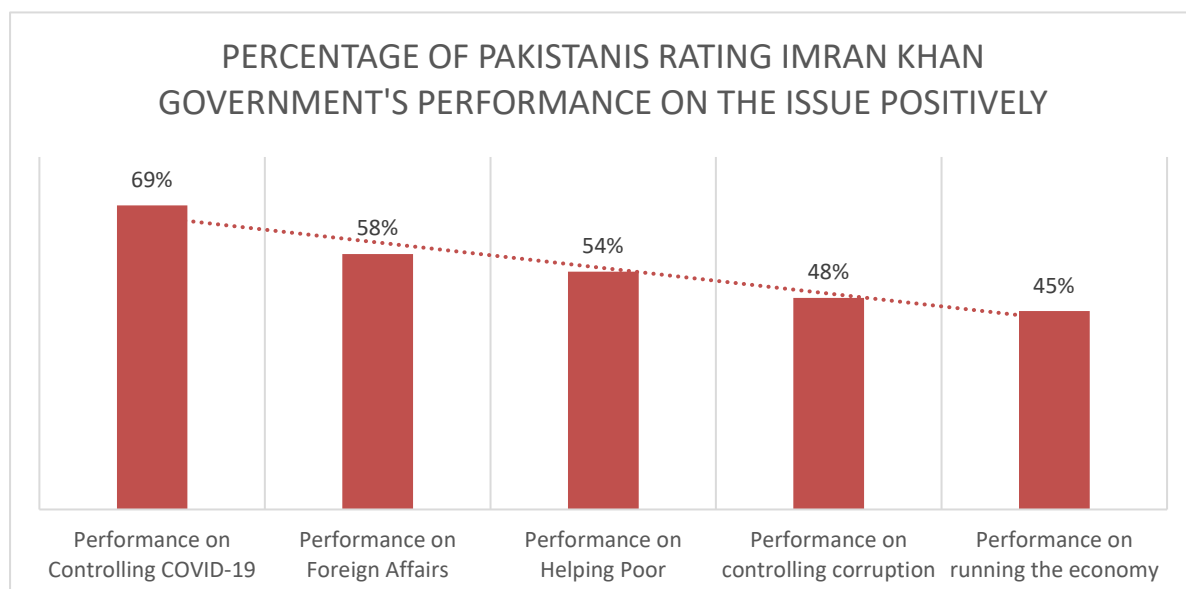
# Gallup Indicators of Performance of PTI government in 3 years

Best performance on COVID and worst on running the economy, out of 5 indicators, on 2 indicators majority are unhappy.

45% of Pakistanis rate performance on economy as good, 69% rate performance on COVID control as good, 54% give favorable rating on helping poor. Majority 58% happy with performance on foreign affairs and less than majority 48% happy on corruption control performance

	Gallup Performance Indicators	% Of population saying performance is good
1	Performance in Controlling COVID-19	69%
2	Performance on Foreign Affairs	58%
3	Performance on Helping Poor	54%
4	Performance on controlling corruption	48%
5	Performance Running the Economy	45%

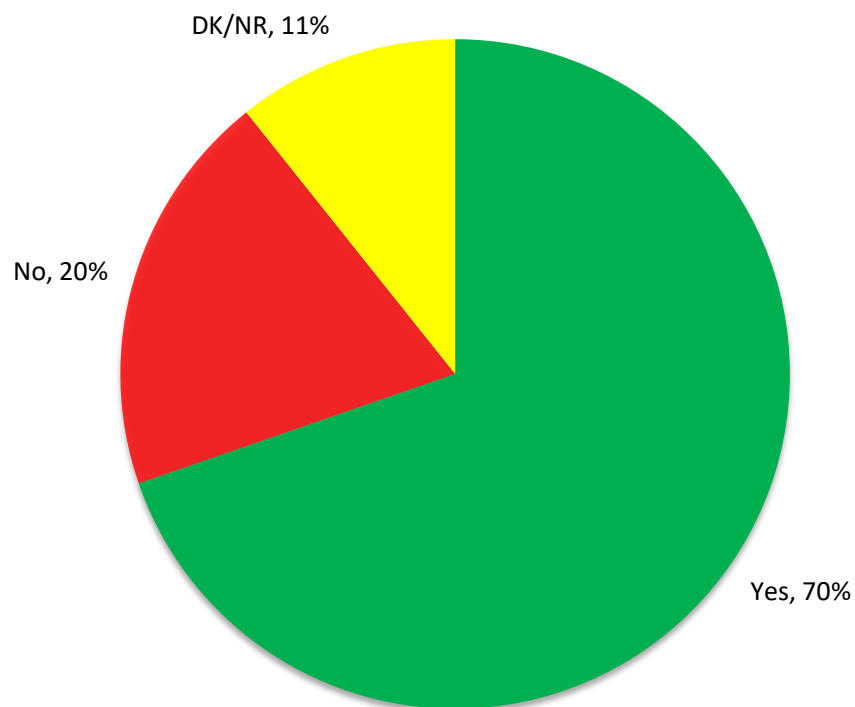
*\*Earlier version of this report had an error in this finding; it has now been rectified.*



## Item 1.9: Key Finding

Question: **Do you think Imran Khan's government will be able to complete its five-year term or will it end soon?**

7 in 10 Pakistanis believe that Imran Khan's government will be able to complete its five-year term soon.



Source: Powered by Gallup Pakistan

## Item 1.9: Statistical Analysis

Question: Do you think Imran Khan's government will be able to complete its five-year term or will it end soon?

More people from Sindh (25%) believe that Imran Khan's government will be unable to complete its five-year term as compared to other provinces.

		Yes	No	DK/NR
<b>All Pakistan</b>		70%	20%	11%
<b>Location</b>	<b>Rural</b>	68%	20%	12%
	<b>Urban</b>	73%	18%	8%
<b>All Punjab</b>		70%	18%	12%
<b>Location</b>	<b>Rural</b>	68%	18%	14%
	<b>Urban</b>	75%	17%	9%
<b>All Sindh</b>		64%	25%	10%
<b>Location</b>	<b>Rural</b>	56%	33%	12%
	<b>Urban</b>	74%	17%	9%
<b>All KPK</b>		71%	19%	10%
<b>Location</b>	<b>Rural</b>	70%	20%	10%
	<b>Urban</b>	74%	16%	10%
<b>All Balochistan</b>		74%	21%	5%
<b>Location</b>	<b>Rural</b>	80%	13%	6%
	<b>Urban</b>	51%	49%	0%
<b>Age of the Respondent</b>	<b>Under 30</b>	71%	20%	9%
	<b>30 – 50</b>	71%	19%	10%
	<b>50+</b>	64%	21%	15%
	<b>No Response</b>	40%	14%	46%
<b>Gender</b>	<b>Male</b>	70%	20%	10%
	<b>Female</b>	67%	19%	14%

Source: Powered by Gallup Pakistan

# PART 2: CLASSIFICATORY VARIABLES



**GALLUP**  
PAKISTAN

Affiliated with Gallup International

Pakistan's Foremost Social Research Lab





## DEMOGRAPHICS

### Sample Profile

The survey was conducted with more than 1200 men and women statistically selected from all four provinces comprising of a cross section of age, and socio-economic classes as given below:

Field work was completed during 23<sup>rd</sup> August -4<sup>th</sup> September 2021.

### Profile of Respondents

(n=1200)

		Weighted
<b>Base: All Pakistan</b>		100%
<b>Location</b>	Urban	34%
	Rural	66%
	<b>Total</b>	100%
<b>Province</b>	Punjab	56%
	Sindh	23%
	KPK	12%
	Baluchistan	5%
	Gilgit Baltistan	3%
	Azad Jammu Kashmir	1%
	<b>Total</b>	100%
<b>Gender</b>	Male	50%
	Female	50%
	<b>Total</b>	100%
<b>Age of the Respondent</b>	Under 30	37%
	30 – 50	51%
	50+	11%
	No Response	1%
	<b>Total</b>	100%



## Fieldwork Procedure

- **Briefing/Training of interviewers:**

The Questionnaire Designed for the survey is briefed to the interviewers at Regional Centers across the Centre. The interviewers are instructed on measures such as:

1. Following Sampling/Quota Instructions Properly
2. Ethical Code of Conduct towards interviewers
3. Following skipping Instructions and other interview instructions on the Questionnaire
4. Maintaining Neutrality in asking Question



- **Mock Calls:**

After the briefing is completed all the field workers do the mock calls under the direct supervision of an executive or a fieldwork supervisor. This ensures that the field workers properly understand the instructions and they can handle various interviewing problems during the interview (*in the field*). After completion of mock calls, a debriefing session is arranged in which the problems faced by the interviewers during the mock interviews are discussed and solutions are suggested.

- **Initial Checking:**

After the training, the interviewers go into the field for actual interviewing. The first ten filled in questionnaires of every interviewer are thoroughly checked by their supervisor to ensure that the interviewer is performing well. In case the work of an interviewer is not acceptable he/she is disengaged from the survey.

- **Field Editor or Intake Edit:**

In normal routine at least 30-40 interviews of each interviewer are visually checked by the supervisor before passing them to Data Coding/Entry department. The problems or missing information identified during field edit are explained to the relevant interviewer and he/she is instructed to rectify them either through telephone and/or revisit the respondent for clarification and re-asking the missing questions.

- **Supervision & Back Checking:**

It is essential that the interviewers are properly supervised on the job and the work done by them is back checked. At least 20% back checking is done on work completed by each interviewer to ensure authenticity of data.

- **Data Coding/Editing:**

About 20% work of each coder is rechecked and verified by the concerned DC Supervisor/In-charge.



## **D- Data Entry and Verification**

GP's Quality Manual contains a detailed checklist on the handling control, entry and other steps involved in the management of data.

Once the questionnaires are received from the field, they are checked, and the responses of open-ended questions are coded with the help of a code list. A coding scheme/book/guide is prepared on the basis of these questionnaires.

After the coding of open-ended responses, data is entered into computers. GP uses the SPSS data entry program that has flexibility to implement validity checks and skipping rules etc. The SPSS data entry software also has flexibility to verify the entered data by using the double punch options. Gallup normally double punches for 20% of its entered data.

After completion of data entries and double punch, all data is cleaned by using a data-cleaning program written in SPSS which is customized for every project according to the survey/questionnaire needs. Data is thoroughly checked for an omission, displacements and other error resulting in inconsistencies with the coding scheme.

# GALLUP

P A K I S T A N

Affiliated with Gallup International

Pakistan's Foremost Social Research Lab

Disclaimer: Gallup Pakistan has conducted this poll according to the ESOMAR Code of Ethics and internationally recognized principles of scientific polling. The results in this Report do not represent views held by the authors or Gallup Pakistan. The results only represent public opinion, computed on the basis of views expressed by anonymous respondents selected through the procedure outlined in the Methodology section of this Report.

Gallup Pakistan has provided this data in the public interest and gratis. It cannot be held liable, contractually or otherwise, to the users of this data



Contact Details:

Islamabad : +92 51 2655630

Email: [isb@gallup.com.pk](mailto:isb@gallup.com.pk)

[www.gallup.com.pk](http://www.gallup.com.pk)

[www.gallup-international.com](http://www.gallup-international.com)