

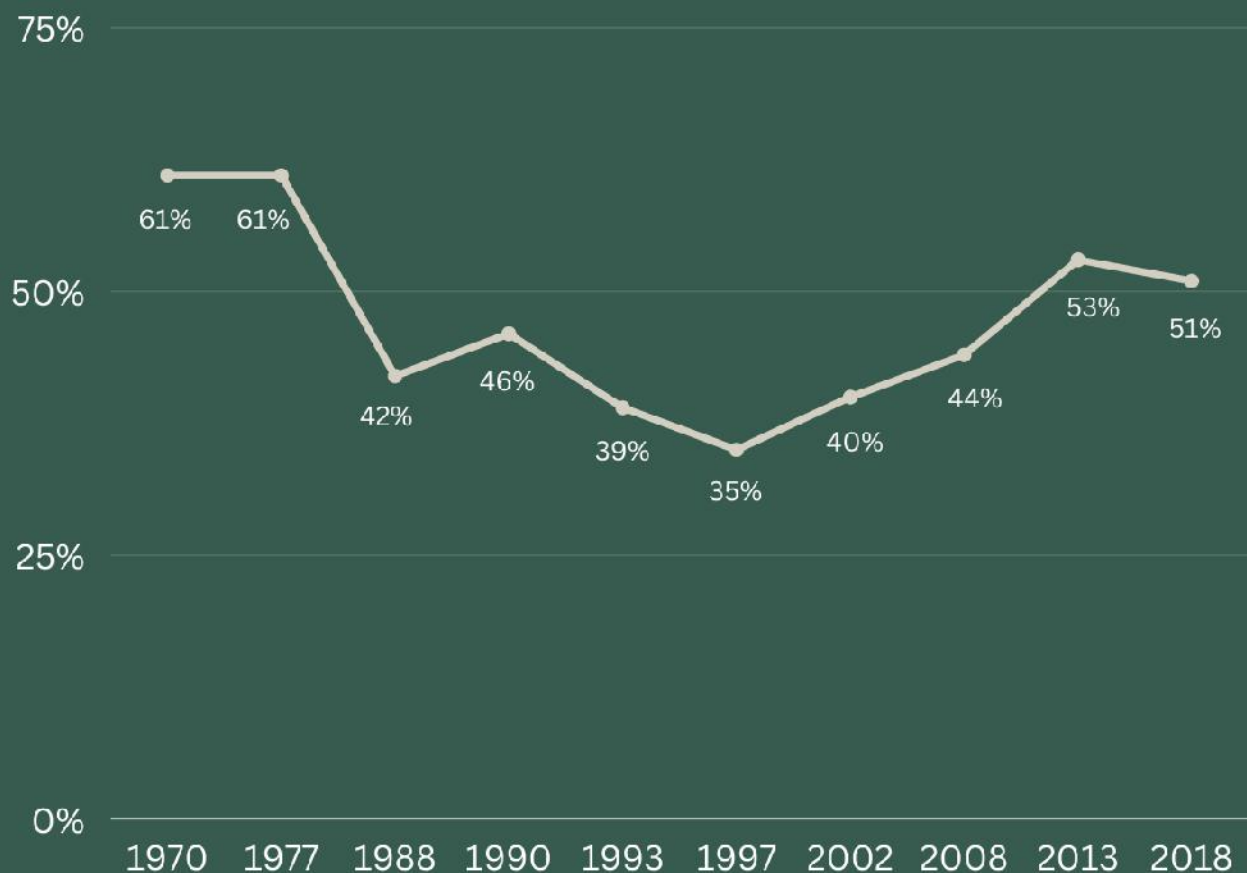
In 2018 General Elections, turnout was highest in Punjab (56.8%) and lowest in KP (41.5%). Voter turnout in Balochistan was marginally higher than in KP

The turnout in 2018 general elections was 51%; only half of Pakistan's voter base came out to cast their votes.

Voter turnout in 2018 was 10% lower than 50 years ago, during 1970.

However, this was not the lowest in Pakistan's history; those numbers were seen during the 1997 election when only 35% of the voting base came out to cast their ballots.

Voter Turnout - All Pakistan - Trend Analysis



Source: Gilani's Index of Electoral Record, based on ECP data computed by Gallup Pakistan

GALLUP PAKISTAN ELECTORAL REPOSITORY

*In 2018 General Elections, turnout was highest in Punjab (56.8%) and lowest in KP (41.5%).
Voter turnout in Balochistan was marginally higher than in KP – **Voter Turnout – General Elections 2018 – Gallup Pakistan Data Analytics Team***

Islamabad, August 21, 2023

This press release is part of a special press release that aims to provide the readers interesting findings from Gallup Pakistan’s electoral database. The database of the past 11 elections has been consolidated from the Elections Commission of Pakistan (ECP) data by Gallup Pakistan’s Data Analytics team and analyzed over the past many years under the able leadership of Dr. Ijaz Shafi Gilani, a political scientist by training from MIT USA.

Gallup Pakistan and Gilani Research Foundation have been working in various projects and activities for the past 40 years which aim to popularize use of facts and figures to understand Pakistani society and the complex behavioral and sociological ties that run underneath.

This particular press release provides an overview of Pakistan’s 2018 general elections in terms of facts and figures. The need for this arises as we slowly move towards the 12th general election in Pakistan since 1970.

INSIGHTS FROM 2018 ELECTIONS:

Voter Turnout:

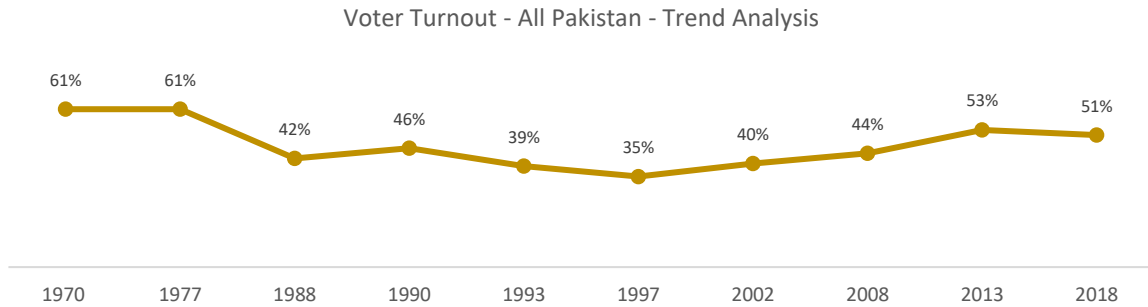
The turnout in 2018 general elections was 51%; only half of Pakistan’s voter base came out to cast their votes.

In 2018, turnout was highest in Punjab (56.8%) and lowest in KP (41.5%). Voter turnout in Balochistan was marginally higher than in KP.

	All Pakistan	Punjab	Sindh	KP	Balochistan
2018	51%	56.80%	47.80%	41.50%	42.60%
2013	53%	57%	53%	42%	36%
2008	44%	48%	45%	33%	30%
2002	40%	43%	38%	34%	30%
1997	35%	38%	32%	30%	23%
1993	39%	47%	28%	26%	26%
1990	46%	50%	43%	36%	29%
1988	42%	45%	42%	34%	26%
1977	61%	65%	61%	45%	27%
1970	61%	66%	58%	47%	39%

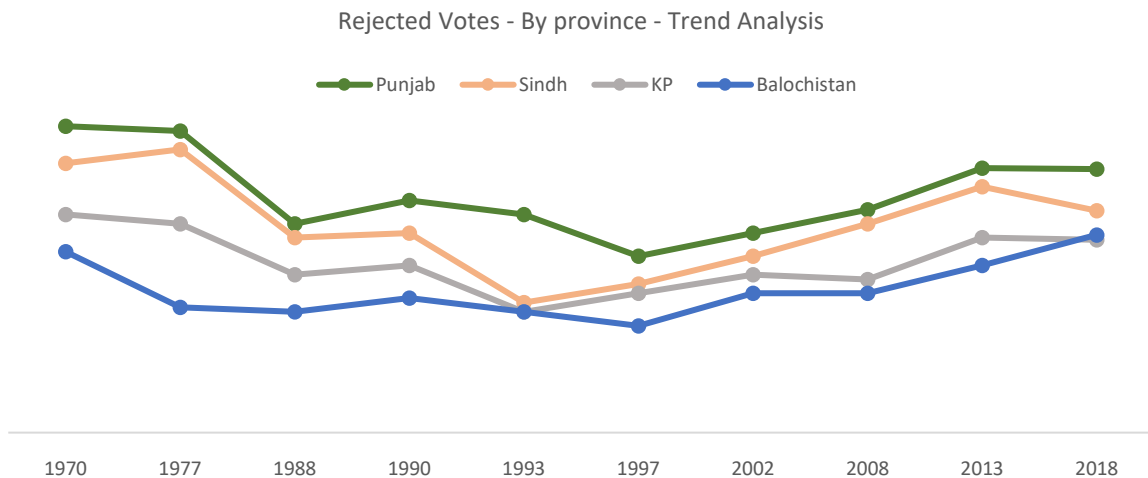
Source: Gilani’s Index of Electoral Record, based on ECP data computed by Gallup Pakistan

Voter turnout in 2018 was 10% lower than 50 years ago, during 1970. However, this was not the lowest in Pakistan's history; those numbers were seen during the 1997 election when only 35% of the voting base came out to cast their ballots.



Source: Gilani's Index of Electoral Record, based on ECP data computed by Gallup Pakistan

The overall voter turnout distribution followed the proportion of population in each province in each preceding election. Only in 2018, the turnout was higher in Balochistan than in KP. Voter turnout in Balochistan has increased steadily over the decades, whereas for all other provinces there has been an overall decline.

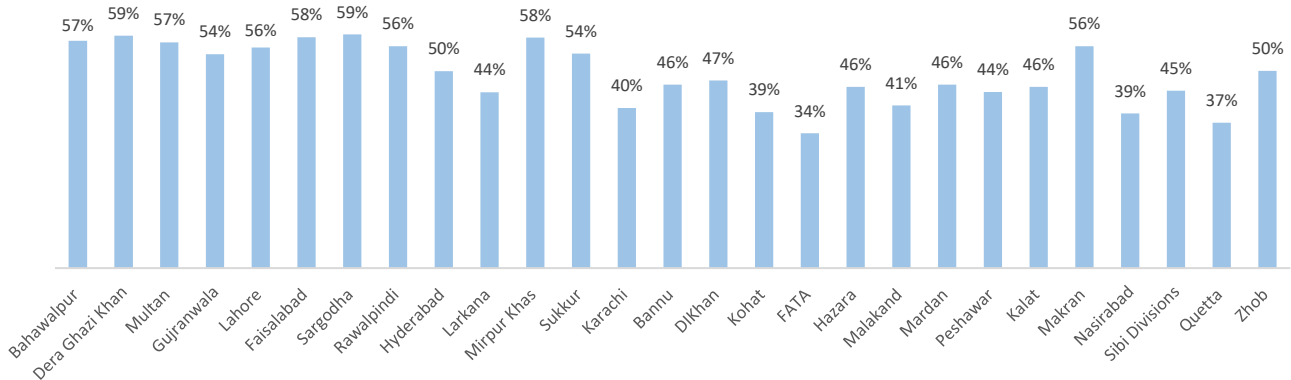


Source: Gilani's Index of Electoral Record, based on ECP data computed by Gallup Pakistan

Compared to the 2013 elections, the voter turnout was lower in 2018. The previous elections saw 53% of eligible voters casting their ballots. In all provinces except for Balochistan, the general election voter turnout was higher during 2013 than during 2018.

The highest voter turnout across divisions was 59%, in D.G. Khan and Sargodha, and 58% in Faisalabad and Mirpur Khas. Makran district saw a 56% voter turnout, the same as Lahore.

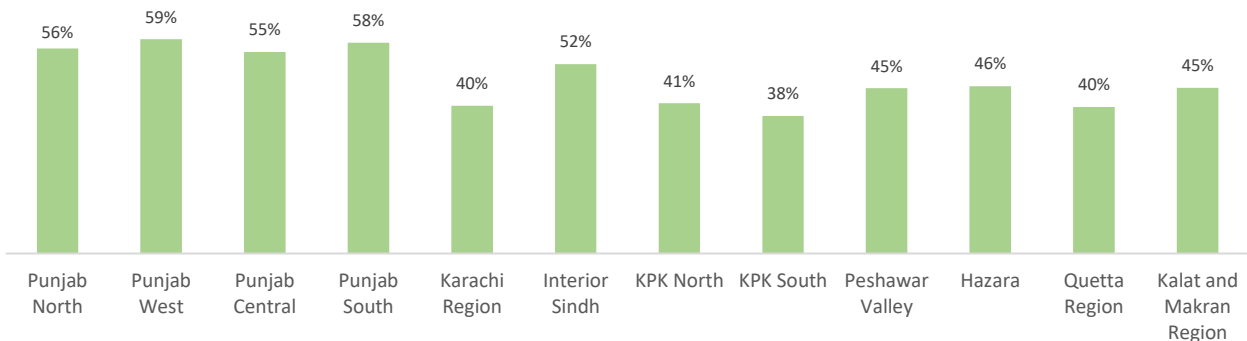
2018 General Elections Voter Turnout - by Division



Source: Gilani's Index of Electoral Record, based on ECP data computed by Gallup Pakistan

All regions of Punjab had a consistent voter turnout, between 56% and 59%, and the highest of any region. Interior Sindh, at 52%, had a greater turnout than Karachi region, which only saw 40% of the voting base come out to vote.

2018 General Elections Voter Turnout - by Region



Source: Gilani's Index of Electoral Record, based on ECP data computed by Gallup Pakistan

Methodology: The data for this analysis is based on Election Commission 2018 results retrieved from Election Commission website and then analyzed by Gallup Pakistan Analytical team. Any omission or error cannot be ruled out.

Gallup Pakistan Electoral Vault Series: An Introduction

The Gallup Pakistan Electoral Vault Series is comprised of the following sources:

1. Election Commission data on past 11 elections in Pakistan, available over each constituency. This data was acquired from Election Commission website and converted into digital database in SPSS form and is now referred to as Gilani Index of Electoral Record.
2. Gallup Exit Polls for every election since 1985.
3. Gallup pre and post-election survey record since 1985.
4. Analysis by Dr. Ijaz Shafi Gilani on elections piece by piece, as well as in combined form.

For complete access to reports or the Gallup Electoral Database, please visit the following links:
<http://gallup.com.pk/polls/gallup-pakistan-digital-libraries/digital-library-pakistan-elections/>

For definition of Gallup Electoral Territories, please visit the following link:
<http://gallup.com.pk/wp-content/uploads/2017/07/Gallup-Pakistan-Electoral-Repository-3.pdf>

Gallup Pakistan Electoral Vault Team:

Programme Leader: Dr Ijaz Shafi Gilani, Chairman Gallup Pakistan

Overall Direction: Bilal I. Gilani, Executive Director, Gallup Pakistan

Other team members: Amnah Imtiaz, Mominah Junaid

For more survey data, see website www.gallup.com.pk or write to Ms. Amnah Imtiaz at amnah.imtiaz@gallup.com.pk

Disclaimer: Gallup Pakistan is not related to Gallup Inc. headquartered in Washington D.C. USA. We require that our surveys be credited fully as Gallup Pakistan (not Gallup or Gallup Poll). We disclaim any responsibility for surveys pertaining to Pakistani public opinion except those carried out by Gallup Pakistan, the Pakistani affiliate of Gallup International Association. For details on Gallup International Association see website: www.gallup-international.com

Disclaimer: The views and inferences expressed in the article are that of the author himself and Gallup Pakistan does not take any responsibility in this regard. This series, and many such initiatives, are internally funded by Gallup Pakistan and Gilani Research Foundation. No outside country or local funding has been received for this current activity.