

PAKISTAN POPULATION CENSUS 2023

ANALYSIS BY GALLUP PAKISTAN BIG DATA ANALYTICS TEAM

Executive Summary

- 1. Population Growth in Pakistan:** Pakistan's population in 2023 reached 241.5 million, showing a significant increase of 33.82 million from the 2017.
- 2. Regional Population Changes:** Punjab recorded the highest population increase with 17.7 million, followed by Sindh with 7.8 million, Khyber Pakhtunkhwa with 5.36 million, Balochistan with 2.55 million, and Islamabad Capital Territory (ICT) with 0.36 million.
- 3. Population Growth Rates:** Balochistan had the highest average population growth rate at 3.2% annually, followed by ICT (2.8%) and Sindh (2.57%). The lowest growth rates were in Khyber Pakhtunkhwa (2.38%) and Punjab (2.53%), both below the national average of 2.55% per annum.
- 4. Provincial Proportions:** Between 2017 and 2023, the population proportions of provinces remained relatively stable, with slight increases in Sindh, Balochistan, and ICT, and minor decreases in Punjab and Khyber Pakhtunkhwa.
- 5. Regional Growth Variations:** Population growth rates varied across regions. The highest annual growth was in Balochistan's Kalat and Makran Region (4.45%), while the lowest was in Sindh's Interior Sindh region (1.76%).
- 6. District level changes:** Amongst districts, Lahore in Punjab had the highest population increase with 1.88 million, while Musakhel in Balochistan had the lowest with 0.02 million. Furthermore, the Lower Kohistan district in KPK had the highest average annual population growth rate at 9.01%, while Tando Muhammad Khan in Sindh had the lowest at 1.18%.

Province Population Distribution

The overall Population of Pakistan in 2023 has been recorded at 241.5 million, which is an increase of 33.82 million from the previous census of 2017. The change in each of the provinces can be seen below.

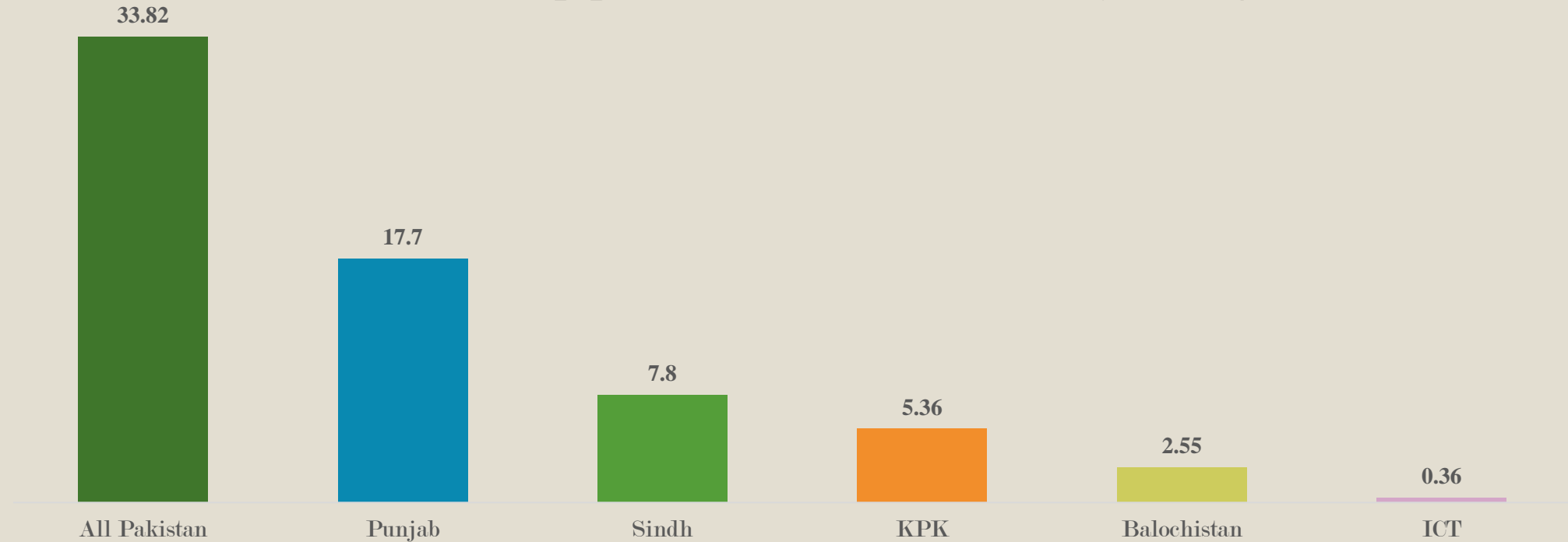
Distribution of population across Pakistan (Millions)



Provincial population increase

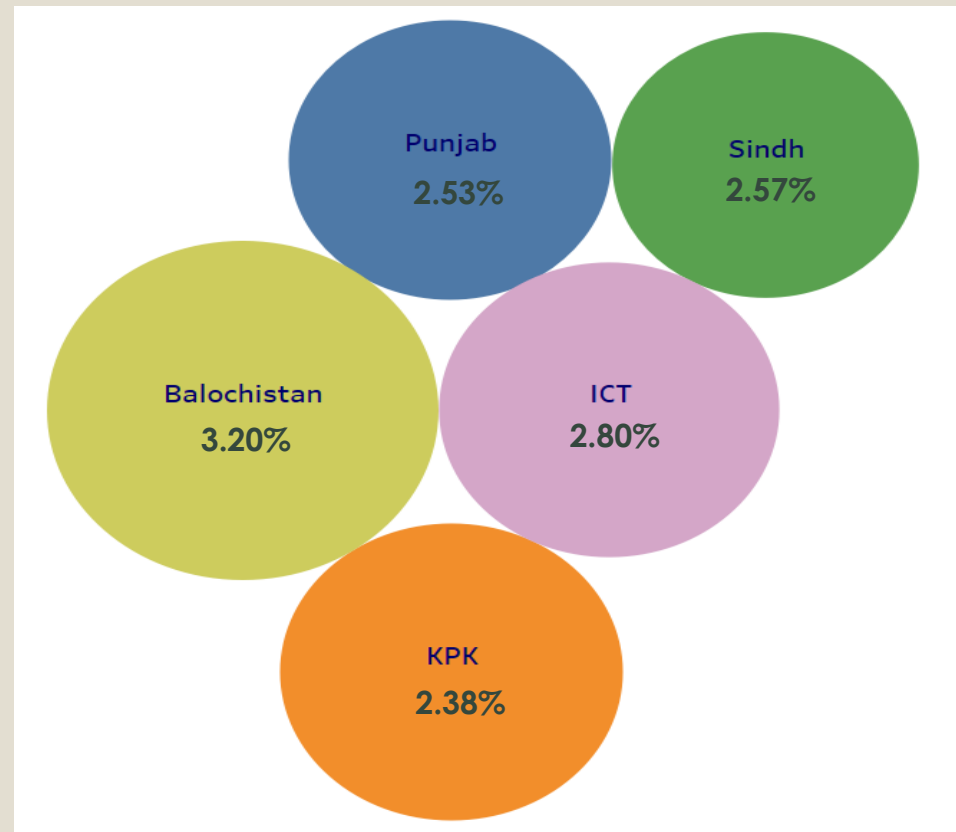
The highest increase in population was recorded in Punjab with 17.7 million, followed by Sindh with a 7.8 million increase, Khyber Pakhtunkhwa with 5.36 million and Balochistan with 2.55 million, while the population of ICT increased by 0.36 million.

Increase in population between 2017 and 2023 (Millions)



Annual growth rate as of Census 2023

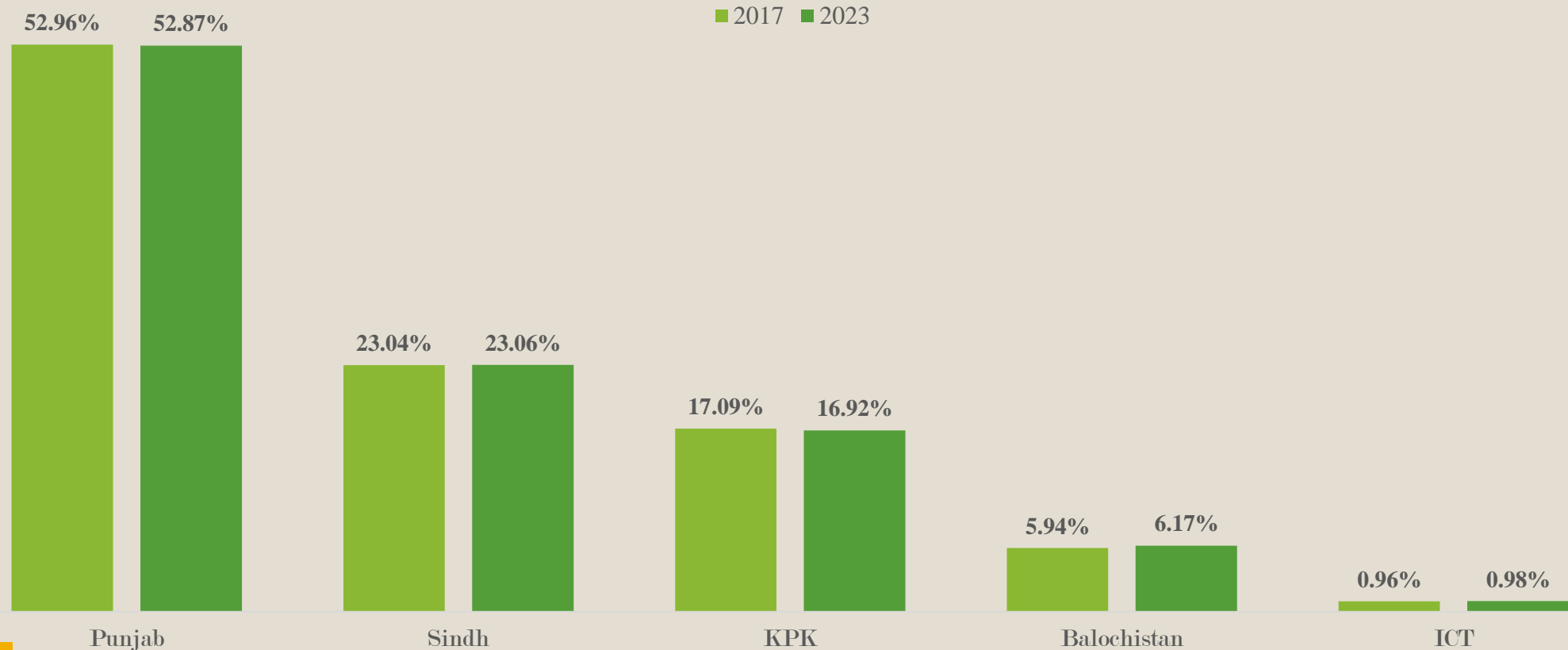
Balochistan experienced the highest average population growth rate at 3.2% annually between 2017 and 2023, this was followed by ICT with an average of 2.8%, and Sindh with 2.57%. The lowest average population growth rate was recorded in Khyber Pakhtunkhwa at 2.38% annually, followed by Punjab at 2.53%, both of which were below the national average population growth rate of 2.55% annually for Pakistan during 2017 and 2023.



Proportion of population per Province

Overall, there was very little variation in the population for each province as a proportion of the national population between 2017 and 2023. Very minor increases can be seen in the proportions for Sindh, Balochistan and ICT. Minute decreases can be seen in the proportion of Punjab, and Khyber Pakhtunkhwa.

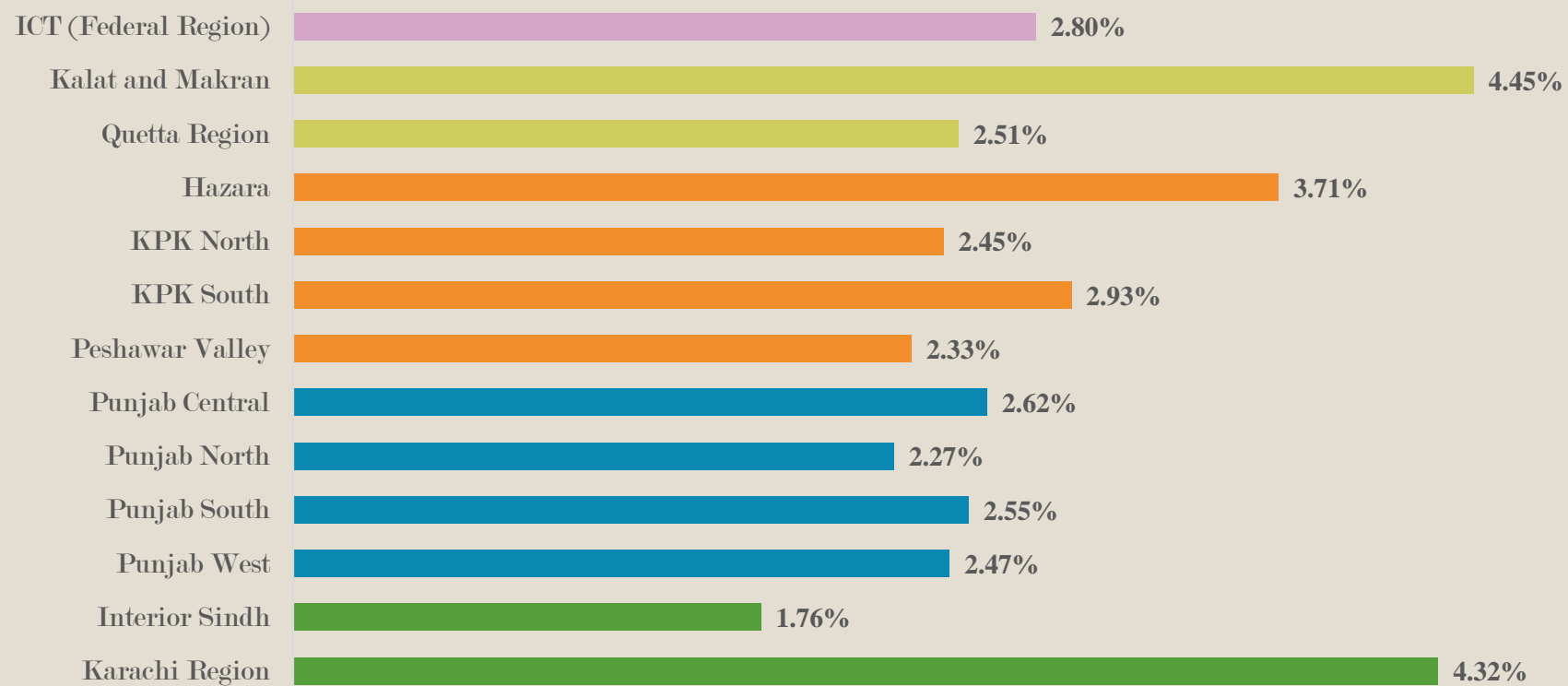
Proportion of national population in 2017 and 2023 per province (%)



Provincial population increase

Across regions, the highest average annual population growth rate between 2017 and 2023 was recorded in the Kalat and Makran Region of the Balochistan province at 4.45%, and the lowest was recorded in the Interior Sindh region of the Sindh province at 1.76%.

Regional annual average annual population growth rate between 2017 and 2023 (%)

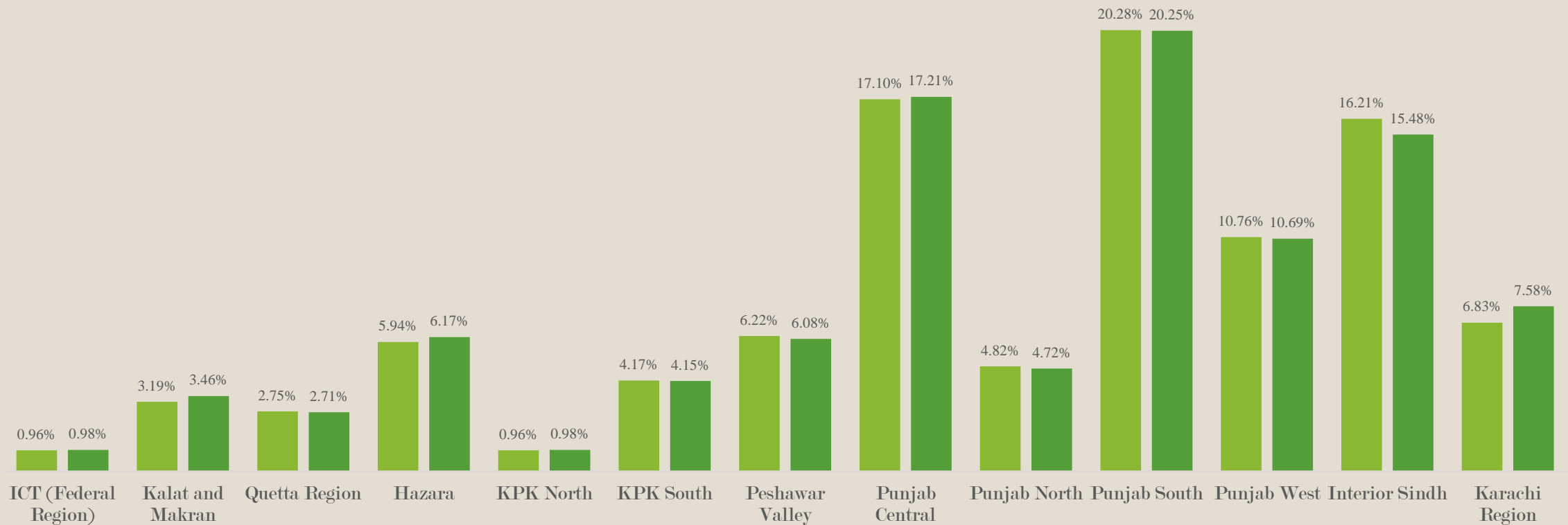


Proportion of population per Region

While there is little variation in the population for each region as a proportion of the national population between 2017 and 2023, very minor increases were observed in the population proportions of ICT, Kalat and Makran region in Balochistan, the Hazara and North regions of KPK, Central Punjab region of Punjab and, Karachi region of Sindh.

Proportion of national population in 2017 and 2023 per region (%)

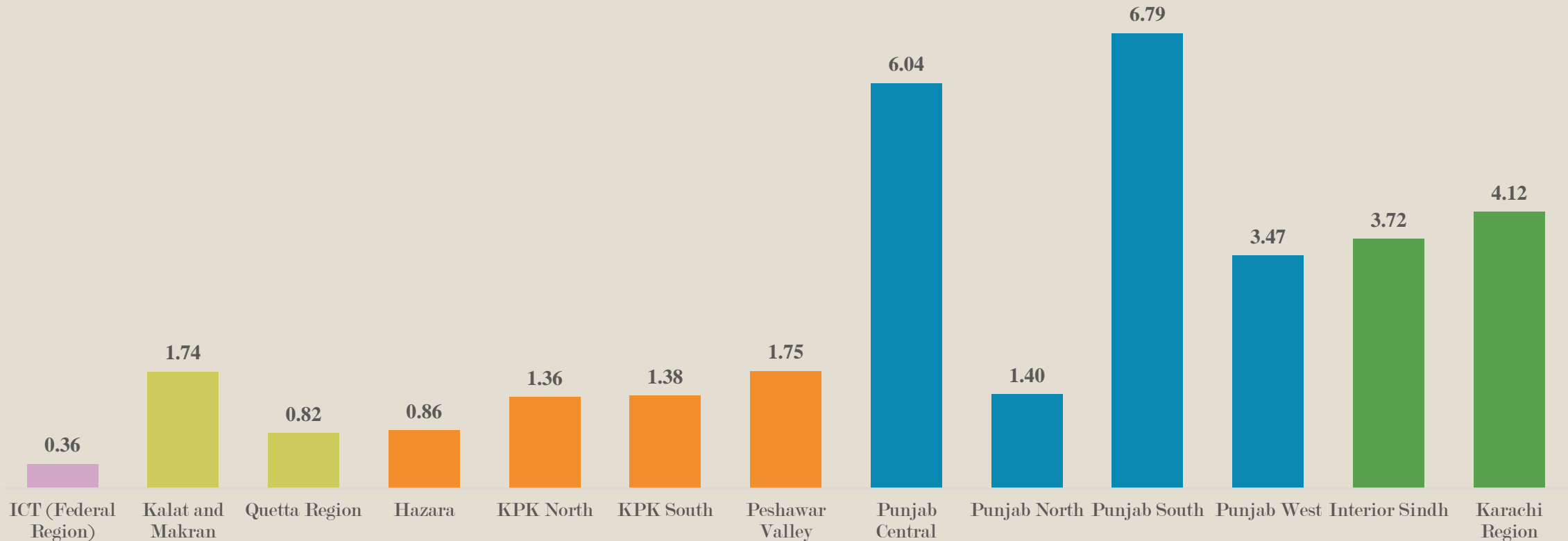
■ 2017 ■ 2023



Population increase in Regions

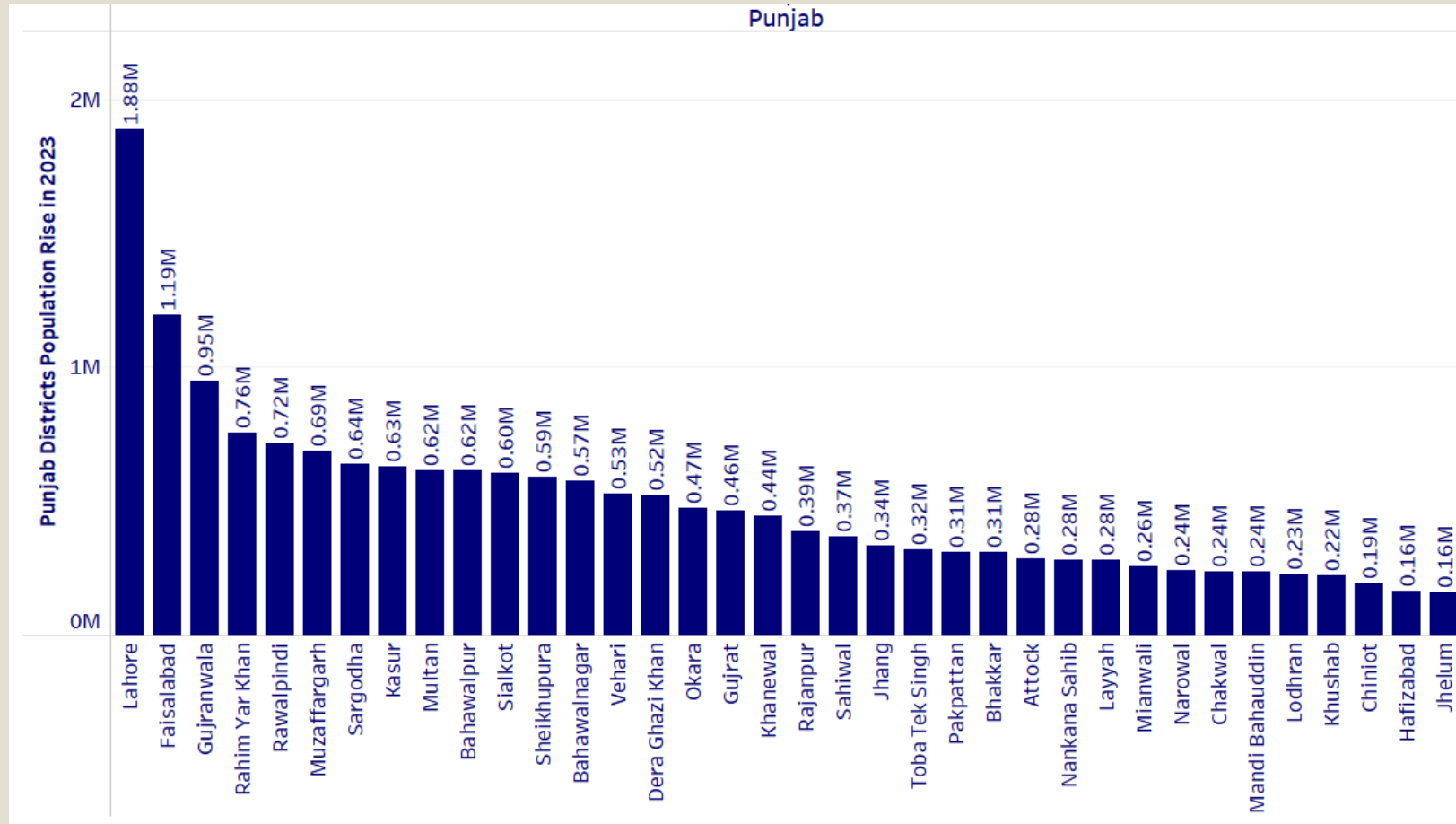
Across regions, the highest increase in population was observed in South Punjab with an increase of 6.79 million, followed by Central Punjab with 6.04 million, and then Karachi region in Sindh with 4.12 million. The lowest population increase was recorded in ICT (Federal Region) with 0.36 million, followed by Quetta region of Balochistan at 0.82 million, and Hazara region in KPK at 0.86 million.

Population increase in regions between 2017 and 2023 (Millions)



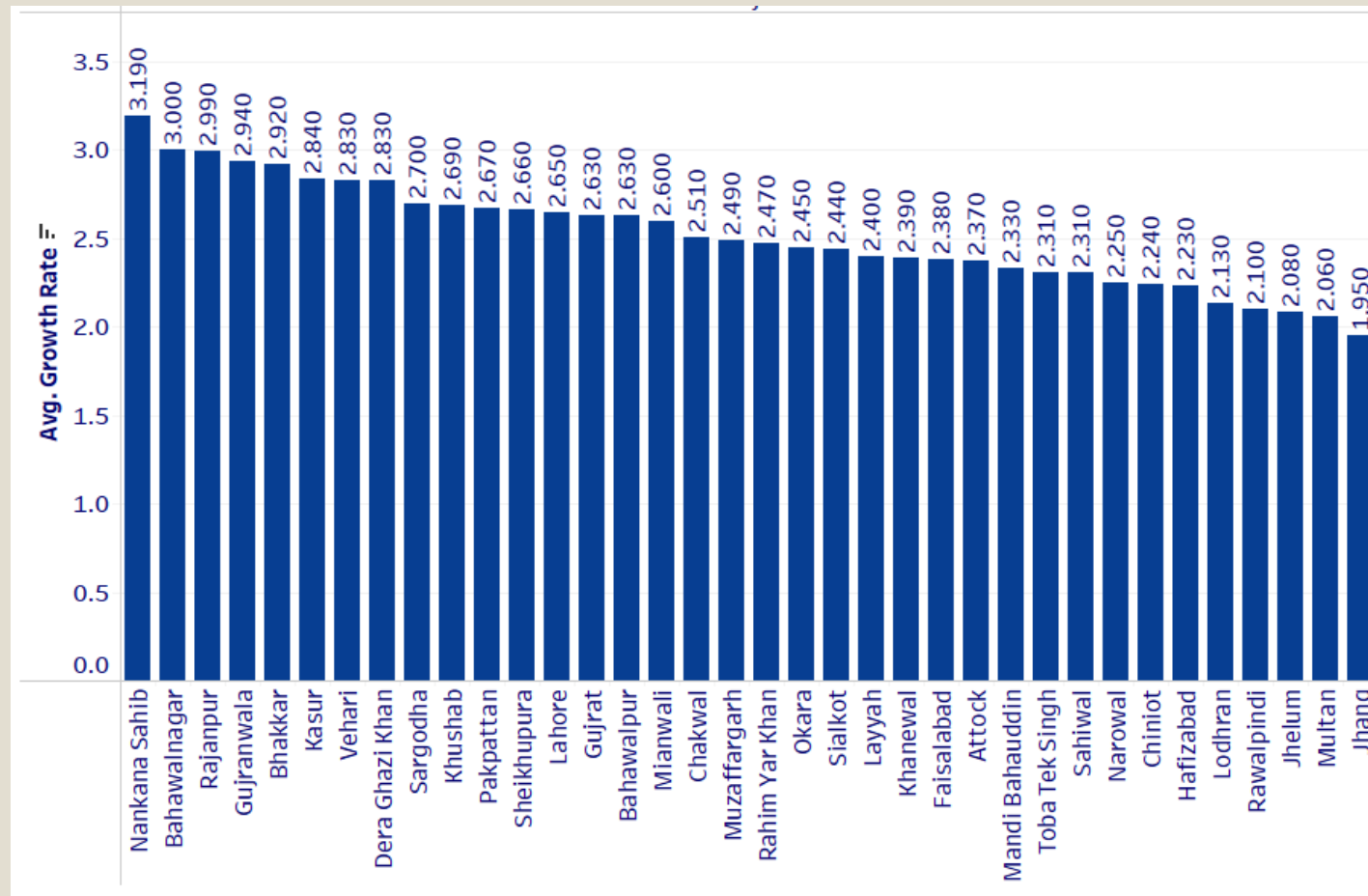
District Population increase: Punjab

Across the districts of Punjab, the highest increase in population was observed in Lahore with 1.88 million, followed by Faisalabad and Gujranwala. Conversely the lowest increase was observed in Jhelum with 0.16 million followed by Hafizabad and Chiniot.



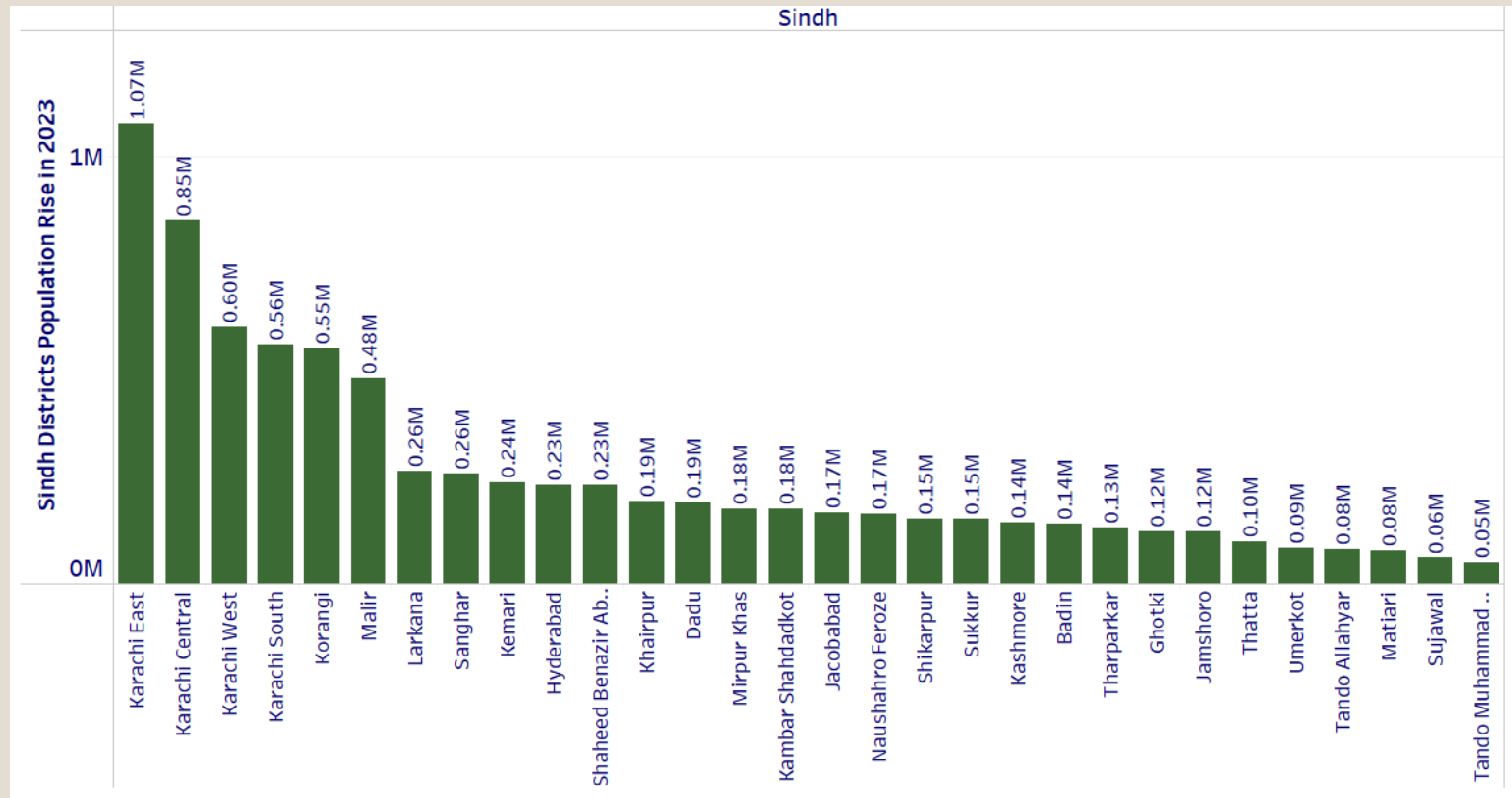
District Population Growth Rate: Punjab

Across the districts of Punjab, the highest average population growth rate was observed in Nankana Sahib at 3.19% annually between 2017 and 2023, followed by Bahawalnagar and Rajanpur. The lowest average population growth rate was recorded in Jhang at 1.95% annually, followed by Multan and Jhelum.



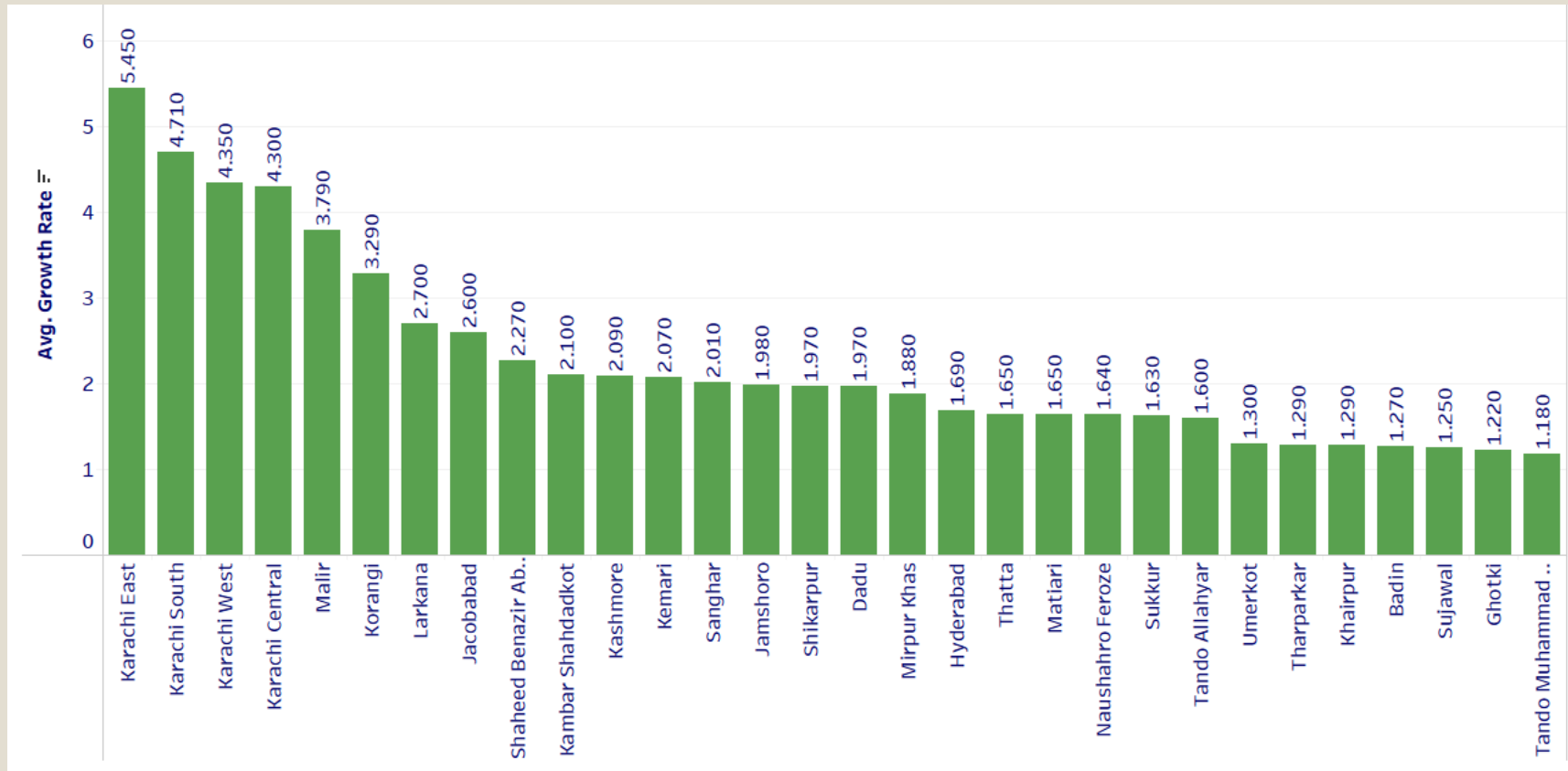
District Population increase: Sindh

Across the districts of Sindh, the highest increase in population was observed in East Karachi with 1.07 million, followed by Central Karachi and West Karachi. Conversely the lowest increase was observed in Tando Muhammad Khan with 0.05 million followed by Sujawal and Matiari.



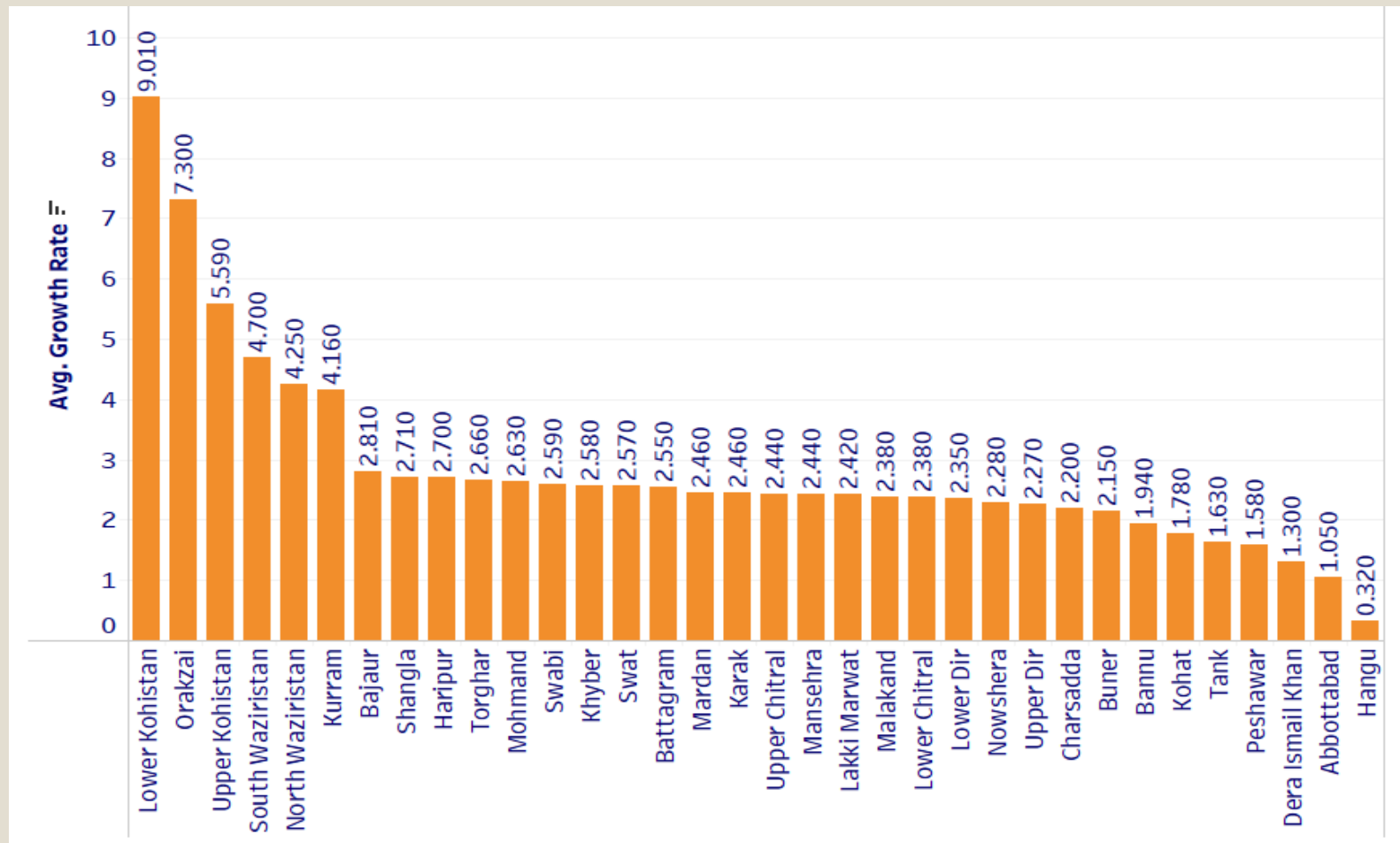
District Population Growth Rate: Sindh

Across the districts of Sindh, the highest average population growth rate was observed in the east Karachi region at 5.45% annually between 2017 and 2023, followed by South Karachi, and West Karachi. The lowest average population growth rate was recorded in Tando Muhammad Khan at 1.18% annually, followed by Ghotki and Sujawal.



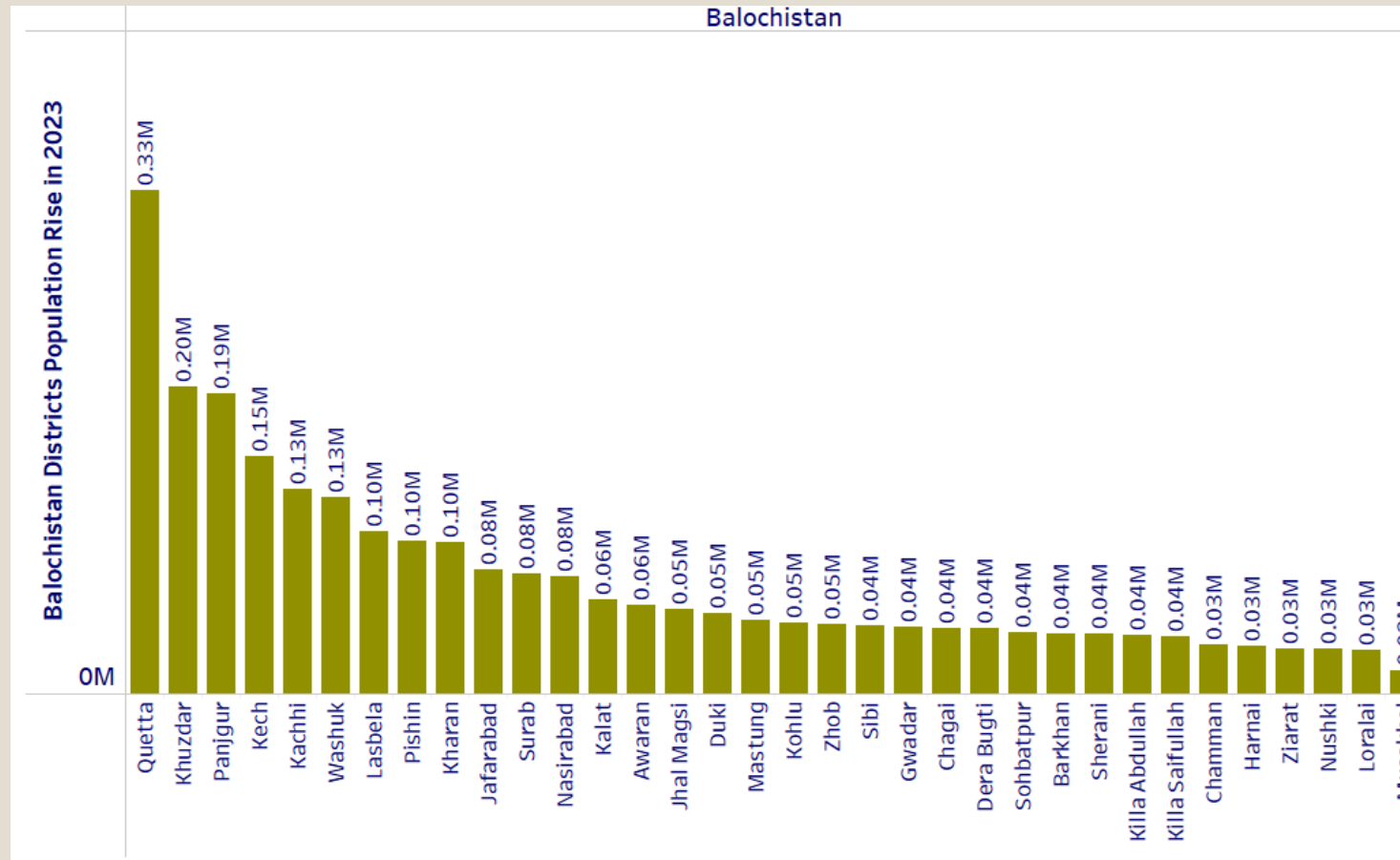
District Population Growth Rate: KPK

Across the districts of Khyber Pakhtunkhwa, the highest average population growth rate was observed in Lower Kohistan at 9.01% annually between 2017 and 2023, followed by Orakzai and Upper Kohistan. The lowest average population growth rate was recorded in Hangu at 0.32% annually, followed by Abbottabad and Dera Ismail Khan.



District Population increase: Balochistan

Across the districts of Balochistan, the highest increase in population was observed in Quetta with 0.33 million, followed by Khuzdar and Panjgur. Conversely the lowest increase was observed in Musakhel with 0.02 million followed by Loralai, and Nushki.



District Population Growth Rate: Balochistan

Across the districts of Balochistan, the highest average population growth rate was observed in Washuk at 9.51% annually between 2017 and 2023, followed by Panjgur, and Kharan. The lowest average population growth rate was recorded in Chamman at 1.18% annually, followed by Musakhel and Killa Saifullah.

