SURVEY ON ISRAEL PALESTINE CONFLICT

Snap Poll by Gallup Pakistan
November 2023

GALLUP
PAKISTAN
Affiliated with Gallup International
Pakistan's Foremost Social Research Lab

Table of Contents:

Topic 1: Opinions about the ongoing war between Israel and the Palestine

Item 1.1: Recently there is war going on between Israel and Palestinians in Gaza. Are your sympathies with Israel or Palestinians of Gaza?

Item 1.2: Who would you say has a greater chance of success in this war?

Topic 2: Role of the US and Pakistan governments in the Israel-Palestine conflict

Item 2.1: What is your view about the role of American government in this war. Is the role of US good or bad?

Item 2.2: What is your view about the policy of the government of your own country about the war in Palestine? The policy of your government, is it?

Methodology Statement

Disclaimer: Gallup Pakistan has conducted this poll according to the ESOMAR Code of Ethics and internationally recognized principles of scientific polling. The results in this Report do not represent views held by the authors or Gallup Pakistan. The results only represent public opinion, computed on the basis of views expressed by anonymous respondents selected through the procedure outlined in the Methodology section of this Report.

Gallup Pakistan has provided this data in the public interest and gratis. It cannot be held liable, contractually or otherwise, to the users of this data

EXECUTIVE SUMMARY

GALLUP
PAKISTAN
Affiliated with Gallup International
Pakistan's Foremost Social Research Lab

Executive Summary

An overwhelming majority of Pakistanis sympathize with the Palestinians of Gaza in the midst of the ongoing Israel-Palestine war

Views about United States role is looked upon negatively by almost two third Pakistani : Gallup Pakistan Survey

[Islamabad, Pakistan] – A recent survey conducted by Gallup Pakistan has unveiled the sentiments of the public regarding the ongoing war between Israel and Palestinians of Gaza. The survey, conducted with a diverse and representative sample of the Pakistani population spread across all four provinces as well as Gilgit Baltistan and Azad Jammu & Kashmir, spanning over 100 districts revealed wide support for the Palestinians of Gaza in the midst of the ongoing war.

Key Findings:

- **Public's sympathies:** With regards to the ongoing war between Israel and Palestine, an almost unanimous (91%) Pakistanis align their sympathies with the Palestinians of Gaza, while only 2% report sympathizing with Israel.
- **Success in the war:** Despite the adverse conditions a majority of Pakistanis (66%) remain hopeful that Palestinians have a greater chance of success in this was between Israel and Palestine. War.
- **Role of the US government:** Nearly 7 out of 10 Pakistanis (67%) are of extremely critical of the US government and feel that US has a negative role in the ongoing Israel-Palestine war.
- **Pakistan's policy:** Nearly 3 out of 10 Pakistanis (31%) also do not look favorably upon the policy of their own country regarding the ongoing Israel-Palestine war.

SURVEY ON ISRAEL PALESTINE CONFLICT

Snap Poll by Gallup Pakistan | November 2023

An overwhelming majority of Pakistanis sympathize with the Palestinians of Gaza in the midst of the ongoing Israel-Palestine war

Public's sympathies:

Sympathies with Palestine	91%

With regards to the ongoing conflict between Israel and Palestine, an almost unanimous (91%) proportion of Pakistanis align their sympathies with the Palestinians of Gaza, while only 2% report sympathizing with Israel.

Success in the war:

Success in War	66%

Despite the adverse conditions a majority of Pakistanis (66%) remain hopeful that Palestinians have a greater chance of success in this war between Israel and Palestine.

Role of the US government:

View on role of US government	67%

Nearly 7 out of 10 Pakistanis (67%) are extremely critical of the US government and feel that US has had a negative role in the ongoing Israel-Palestine war.

Pakistan's policy:

Pakistan Policy	31%

Nearly 3 out of 10 Pakistanis (31%) also do not look favorably upon the policy of their own country regarding the ongoing Israel-Palestine war.

Source: Powered by Gallup Pakistan, 2 November – 6 November, 2023

GALLUP PAKISTAN
Affiliated with Gallup International
Pakistan's Foremost Social Research Lab

TOPIC 1:

Opinions about the ongoing war between Israel and Palestine

GALLUP
PAKISTAN
Affiliated with Gallup International
Pakistan's Foremost Social Research Lab

[BLANK PAGE]

Item 1.1: Key Finding

Question: **Recently there is war going on between Israel and Palestinians in Gaza. Are your sympathies with Israel or Palestinians of Gaza?**

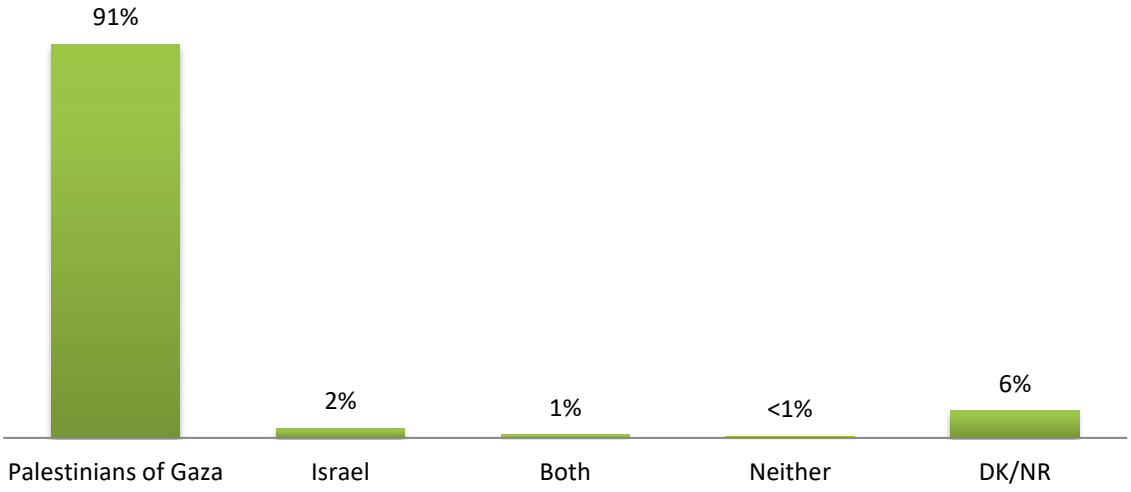

Source: Powered by Gallup Pakistan, 2 November – 6 November, 2023

Q. حال ہی میں غزہ میں اسرائیل اور فلسطینیوں کے درمیان جنگ جاری ہے۔ برائے مہربانی بتائیں کہ آپ کی ہمدردیاں اسرائیل کے ساتھ ہیں یا غزہ کے فلسطینیوں کے ساتھ؟

اسرائیل کے ساتھ	1
غزہ کے فلسطینیوں کے ساتھ	2
دونوں کے ساتھ نہیں	3
دونوں کے ساتھ نہیں	4

Item 1.2: Key Finding

Question: **Who would you say has a greater chance of success in this war?**

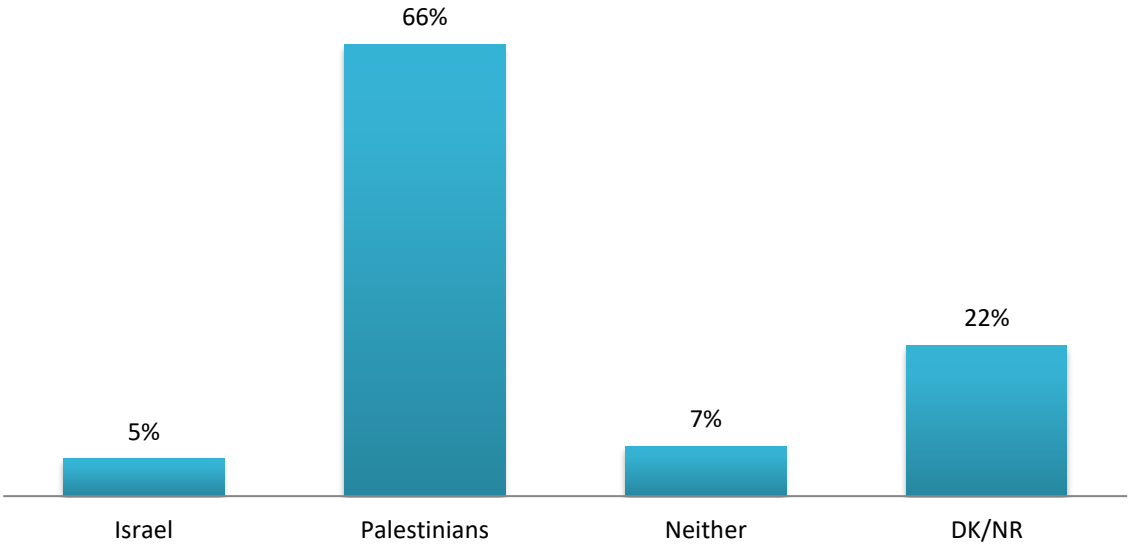

Source: Powered by Gallup Pakistan, 2 November – 6 November, 2023

Q. آپ کے خیال میں اسرائیل اور فلسطینیوں کے درمیان جنگ میں کس ملک کے جیتے کے زیادہ امکانات ہیں یعنی دونوں میں سے کونسا ملک جیتے گا؟

اسرائیل 1
فلسطین 2
دونوں میں سے کوئی نہیں 3

Item 1.2: Statistical Analysis

Question: **Who would you say has a greater chance of success in this war?**

		Israel	Palestinians	Neither	DK/NR
All		5%	66%	7%	22%
Gender of Respondent					
	Male	6%	68%	5%	21%
	Female	5%	63%	9%	23%
Age Groups					
	18 to 23	12%	54%	6%	28%
	24 to 30	4%	71%	5%	21%
	31 to 50	3%	72%	10%	15%
	50 plus	4%	62%	6%	28%
Education of Respondents					
	Less than FA	3%	66%	8%	23%
	FA and more	18%	64%	4%	14%
Monthly HHIncome					
	Low (Up to Rs.15000)	2%	70%	7%	22%
	Medium Low (Rs. 15,001 to 35,000)	6%	66%	6%	22%
	Medium (Rs. 35,001 to 50,000)	9%	58%	11%	22%
	High (More than Rs. 51,001)	28%	49%	12%	11%
	DK/NR	4%	64%	10%	22%
Location					
	Urban	7%	66%	10%	17%
	Rural	5%	65%	6%	25%
Province					
	Punjab	5%	68%	5%	21%
	Sindh	2%	63%	18%	17%
	KP	13%	48%	2%	37%
	Balochistan	1%	89%	0%	9%
	GB/AJK	-	88%	11%	2%

Source: Powered by Gallup Pakistan, 2 November – 6 November, 2023

TOPIC 2:

Role of the US and Pakistan governments in the Israel Palestine Conflict

GALLUP
PAKISTAN
Affiliated with Gallup International
Pakistan's Foremost Social Research Lab

[BLANK PAGE]

Item 2.1: Key Finding

Question: **What is your view about the role of American government in this war. Is the role of US good or bad?**

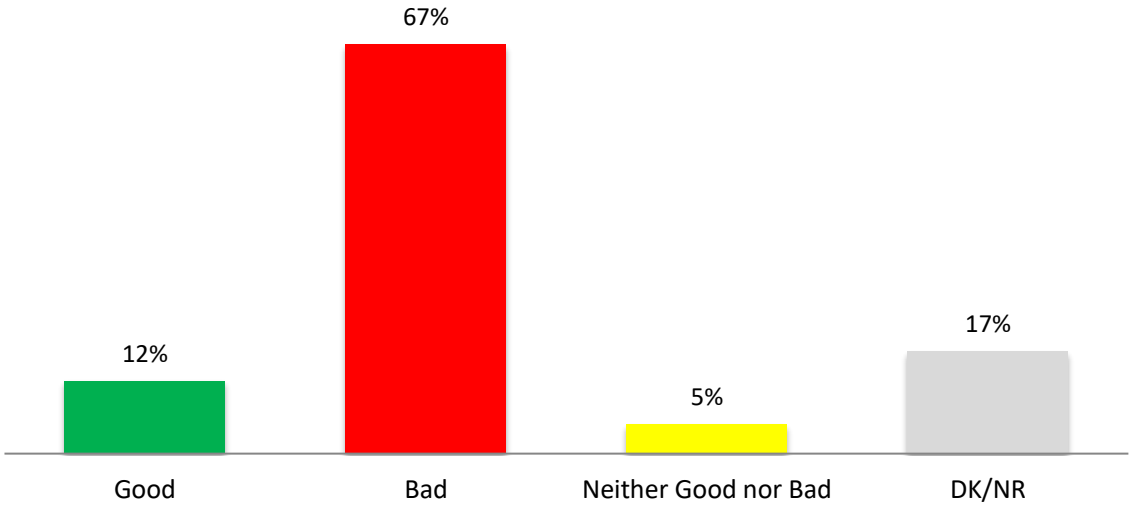

Source: Powered by Gallup Pakistan, 2 November – 6 November, 2023

Q. برائے مہربانی بتائیں کہ اسرائیل اور فلسطینیوں کے درمیان جنگ میں امریکی حکومت کے کردار کے بارے میں آپ کی کیا رائے ہے؟ آپ کے خیال میں امریکہ کا کردار اچھا ہے یا برا ہے، یا نہ اچھا ہے نہ برا ہے ؟

اچھا	1
برا	2
نہ اچھا نہ برا	3

Item 2.1: Statistical Analysis

Question: **What is your view about the role of American government in this war. Is the role of US good or bad?**

		Good	Bad	Neither Good nor Bad	DK/NR
All		12%	67%	5%	17%
Gender of Respondent					
	Male	8%	69%	5%	18%
	Female	16%	64%	5%	15%
Age Groups					
	18 to 23	24%	59%	4%	13%
	24 to 30	6%	73%	5%	16%
	31 to 50	6%	71%	6%	17%
	50 plus	15%	61%	3%	21%
Education of Respondents					
	Less than FA	12%	65%	5%	18%
	FA and more	9%	76%	4%	11%
Monthly HHIncome					
	Low (Up to Rs.15000)	14%	56%	5%	24%
	Medium Low (Rs. 15,001 to 35,000)	15%	67%	6%	12%
	Medium (Rs. 35,001 to 50,000)	9%	80%	1%	10%
	High (More than Rs. 51,001)	17%	72%	0%	10%
	DK/NR	1%	74%	4%	21%
Location					
	Urban	5%	72%	5%	17%
	Rural	16%	64%	4%	16%
Province					
	Punjab	10%	65%	5%	20%
	Sindh	5%	73%	5%	16%
	KP	27%	53%	5%	14%
	Balochistan	4%	90%	-	6%
	GB/AJK	21%	79%	-	-

Source: Powered by Gallup Pakistan, 2 November – 6 November, 2023

Item 2.2: Key Finding

Question: **What is your view about the policy of the government of your own country about the war in Palestine. The policy of your government, is it?**

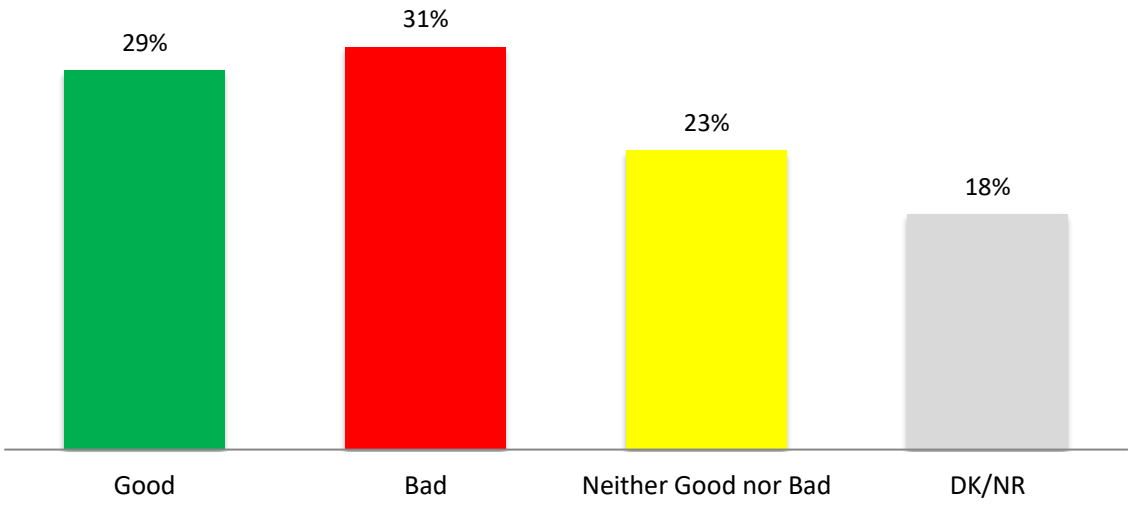

Source: Powered by Gallup Pakistan, 2 November – 6 November, 2023

Q. برائے مہربانی اسرائیل اور فلسطینیوں کے درمیان جنگ کے حوالے سے پاکستانی حکومت کی پالیسی کے بارے میں آپ کی کیا رائے ہے۔ آپ کے خیال میں پاکستانی حکومت کی پالیسی اچھی ہے، بری ہے یا نہ اچھی نہ بری ہے ؟

اچھی	1
بری	2
نہ اچھی نہ بری	3

Item 2.2: Statistical Analysis

Question: **What is your view about the policy of the government of your own country about the war in Palestine. The policy of your government, is it?**

		Good	Bad	Neither Good nor Bad	DK/NR
All		29%	31%	23%	18%
Gender of Respondent					
	Male	33%	28%	18%	21%
	Female	24%	34%	27%	15%
Age Groups					
	18 to 23	34%	41%	13%	12%
	24 to 30	24%	30%	25%	21%
	31 to 50	20%	31%	26%	24%
	50 plus	45%	17%	27%	11%
Education of Respondents					
	Less than FA	30%	28%	24%	18%
	FA and more	20%	47%	18%	16%
Monthly HHIncome					
	Low (Up to Rs.15000)	35%	27%	15%	24%
	Medium Low (Rs. 15,001 to 35,000)	30%	35%	19%	16%
	Medium (Rs. 35,001 to 50,000)	40%	28%	16%	16%
	High (More than Rs. 51,001)	26%	23%	27%	24%
	DK/NR	14%	28%	44%	14%
Location					
	Urban	26%	34%	21%	19%
	Rural	30%	28%	24%	18%
Province					
	Punjab	29%	28%	24%	19%
	Sindh	19%	36%	27%	19%
	KP	41%	24%	17%	18%
	Balochistan	26%	58%	7%	9%
	GB/AJK	43%	10%	36%	11%

Source: Powered by Gallup Pakistan, 2 November – 6 November, 2023

SUMMARY METHODOLOGY

GALLUP
PAKISTAN
Affiliated with Gallup International
Pakistan's Foremost Social Research Lab

SUMMARY METHODOLOGY

Sample size : 800+ Households
(18+ Males and Females)

Coverage : National Cross Section
All Pakistan Urban and Rural

Breakdown

Provincial Breakdown:

	Weighted
Punjab	53%
Sindh	22%
KPK	17%
Balochistan	6%
GB/AJK	3%

Location Breakdown:

	Weighted
Large Cities (over 2 million) Medium Cities (over half million) Towns (Population 5000 plus)	36%
Villages	64%

Sampling Method : Random Digit Dialing

Error Margin : ±3-5% at 95% confidence level

Interview Mode : Telephonic

Field Dates : 2 November – 6 November, 2023

Gallup Pakistan adheres to ESOMAR/WAPOR Code of Ethics of Opinion and Marketing Research *(form more details please see detailed methodology)*

Disclaimer: Gallup Pakistan is not related to Gallup Inc. headquartered in Washington D.C. USA. We require that our surveys be credited fully as Gallup Pakistan (not Gallup or Gallup Poll). We disclaim any responsibility for surveys pertaining to Pakistani public opinion except those carried out by Gallup Pakistan, the Pakistani affiliate of Gallup International Association. For details on Gallup International Association see website: www.gallup-international.com
Gallup Pakistan has conducted this poll according to the ESOMAR Code of Ethics and internationally recognized principles of scientific polling. The results in this Report do not represent views held by the authors or Gallup Pakistan. The results only represent public opinion, computed on the basis of views expressed by anonymous respondents selected through the procedure outlined in the Methodology section of this Report.
Gallup Pakistan has provided this data in the public interest and gratis. It cannot be held liable, contractually or otherwise, to the users of this data.

DEMOGRAPHICS

Profile of Respondents

(n=802)

		Weighted Col%
BASE: All		100%
Gender		
	Male	51%
	Female	49%
Location		
	Rural	64%
	Urban	36%
Province		
	Punjab	53%
	Sindh	22%
	KPK	17%
	Balochistan	6%
	GB/AJK	3%
Age Groups		
	18 to 23	25%
	24 to 30	22%
	31 to 50	35%
	50+	19%
Education		
	Less than FA	84%
	FA and more	16%
Monthly HHIncome		
	Low (Up to Rs.15000)	25%
	Medium Low (Rs. 15,001 to 35,000)	46%
	Medium (Rs. 35,001 to 50,000)	8%
	High (More than Rs. 51,001)	2%
	DK/NR	20%

Source: Powered by Gallup Pakistan, 2 November – 6 November, 2023

Note on Sample Size

The sample size used in this survey is quite adequate even in comparison to international standards. Gallup US Daily poll is 500 and the Gallup Poll Social Series is 1000, both having track record of reliable predictability for USA (a country nearly 100 million larger in population of Pakistan). According to Five Thirty-Eight, one of the most credible sources on polling in the US: "Surveying 2,000 voters substantially reduces error compared with surveying 400 of them but surveying 10,000 voters will produce only marginal improvements in accuracy compared with the 2,000- person survey".

Obviously, choosing a higher confidence interval will give greater accuracy to the survey results, however, as the chart below shows, at a certain point the benefits of conducting more surveys begins to tail off:

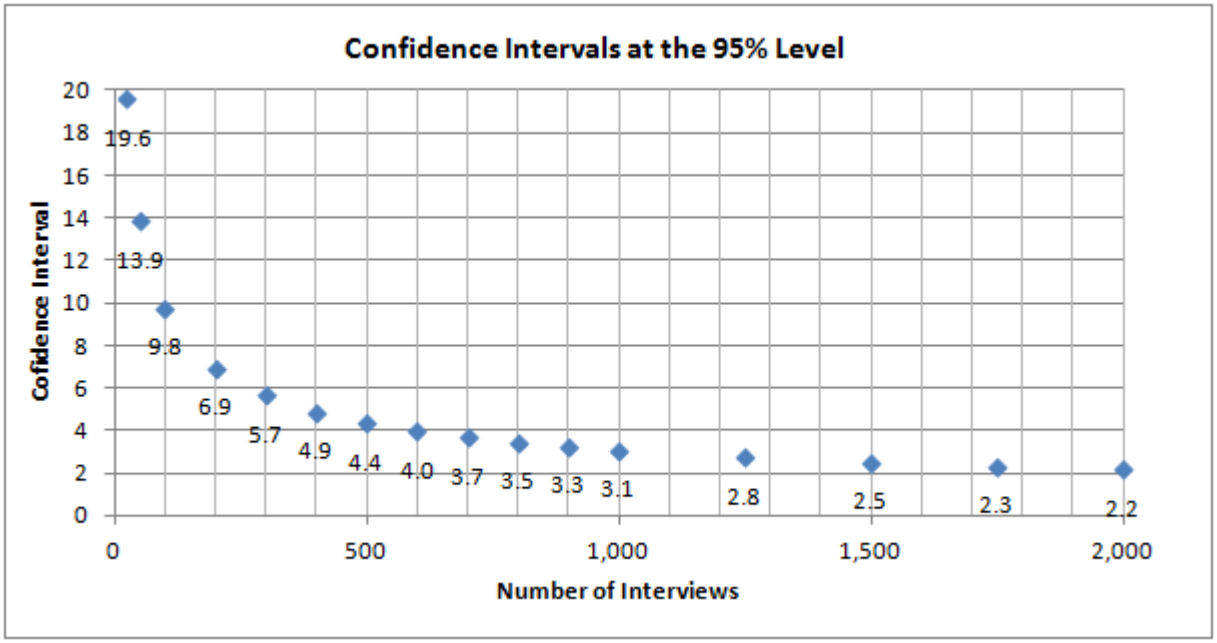

25 interviews have a confidence interval of 19.6 and 100 interviews has a confidence interval of 9.8, whilst it falls to 4.4 at 500 interviews and 3.1 at 1000 interviews. However, a further 1000 interviews only lower the confidence interval by 0.9 to 2.2. A confidence interval of 1 (not shown on the graph) would require a massive 9604 interviews.

Is a larger sample always better than a smaller sample?

Larger samples are generally more precise, but sometimes not. The important rule in sampling is not how many poll respondents are selected but, instead, how they are selected. A reliable sample selects poll respondents randomly or in a manner which ensures that everyone in the area being surveyed has a known chance of being selected.

How do you interpret Error Margins?

How do you interpret a margin of error? Suppose you know that 51% of people sampled say that they plan to vote for Mr. X in the upcoming election. Now, projecting these results to the whole voting population, you would have to add and subtract the margin of error and give a range of possible results in order to have sufficient confidence that you're bridging the gap between your sample and the population. Supposing a margin of error of plus or minus 3 percentage points, you would be pretty confident that between 48% (= 51% – 3%) and 54% (= 51% + 3%) of the population will vote for Mr. X in the election, based on the sample results. In this case, Mr. X may get slightly more or slightly less than the majority of votes and could either win or lose the election. This has become a familiar situation in recent years when the media want to report results on Election Night, but based on early exit polling results, the election is "too close to call."

What Error Margins do not mean

The margin of error measures accuracy; it does not measure the amount of bias that may be present. Results that look numerically scientific and precise don't mean anything if they were collected in a biased way

GALLUP
PAKISTAN
Affiliated with Gallup International
Pakistan's Foremost Social Research Lab

Gallup Pakistan is not related to Gallup Inc. headquartered in Washington D.C. USA. We require that our surveys be credited fully as Gallup Pakistan (not Gallup or Gallup Poll). We disclaim any responsibility for surveys pertaining to Pakistani public opinion except those carried out by Gallup Pakistan, the Pakistani affiliate of Gallup International Association.

Contact Details:
Islamabad : +92 51 2655630
Email: isb@gallup.com.pk
www.gallup.com.pk