



# SPECIAL PRESS RELEASE

## 2024 General Election

### (Press Release 10)

**A total of 58.9 million female voters registered for the 2024 General Elections, of which 41.6% cast their votes, over 5% less compared to the 2018 General Elections - Gallup Pakistan Digital Analytics on Elections**

*(Islamabad, Pakistan): 22<sup>nd</sup> March, 2024*

Gallup Pakistan Digital Analytics team on Elections has performed analytics on Election 2024 data released so far by Election Commission of Pakistan. This Press Release is part of series of Press Releases under this program. Previous press release under this series can be found [here](#), which took a close look at the pattern of rejected votes in elections across the country since 2008.

#### **What was the female voter turnout at the 2024 General Elections:**

The results reveal that a total of 58.9 million female voters registered for the 2024 General Elections, of which 41.6% cast their votes over 5% less compared to the 2018 General Elections.

#### **OTHER KEY LEARNINGS FROM THIS PRESS RELEASE:**

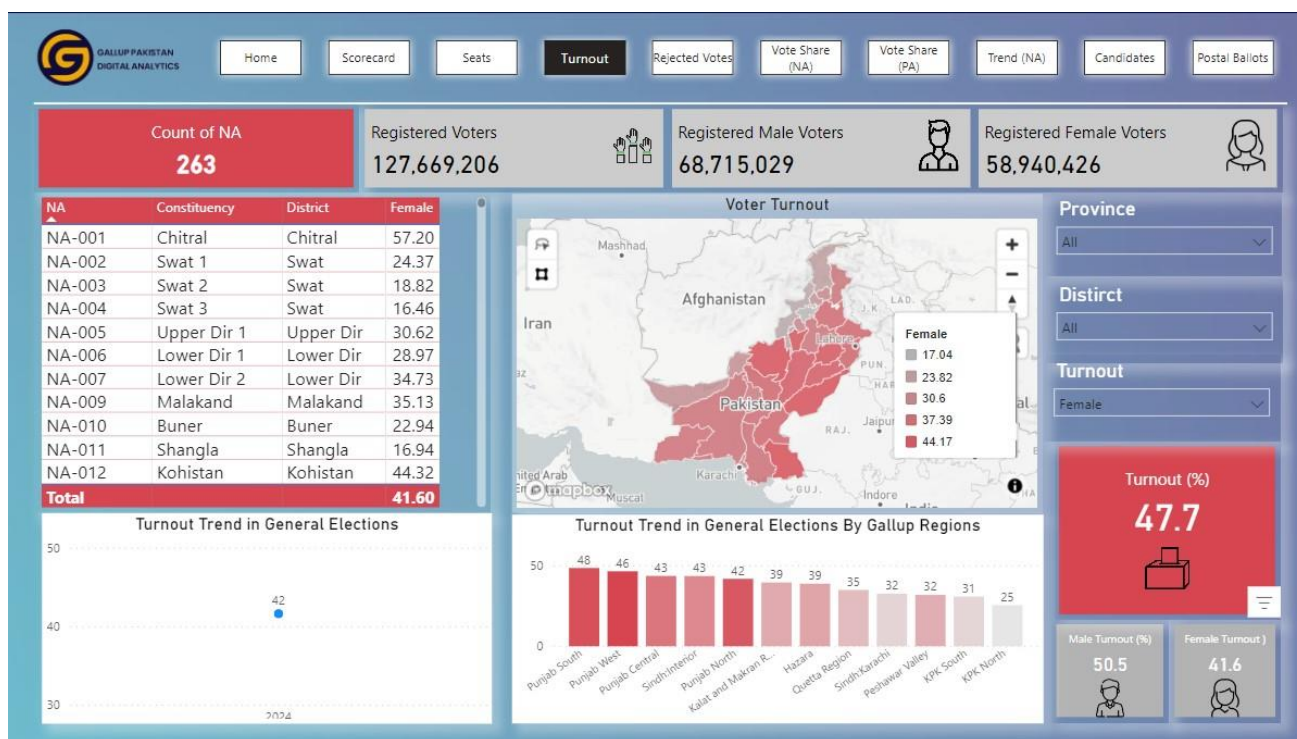
1. A total of 58.9 million female voters registered for the 2024 General Elections, of which 41.6% cast their votes, over 5% less compared to the 2018 General Elections, where it was recorded at 47%.
2. An estimated 24.5 million females, and 34.7 million males voted in the 2024 General Elections.
3. **Change in voter turnout:** Female voter turnout decreased by 4.9% at the national level in the 2024 General Elections in comparison to 2018, while male voter turnout decreased by 5.1%. Decreases in voter turnout were recorded across all provinces, but were highest in Punjab at 6.6% for females and 5.5% for males, KP had the lowest decrease for females at 1.9%, and Balochistan for males at 3.4%.
4. **Gender gap:** A minor decrease of 0.2% has been recorded in the difference between male and female voter turnout, where 8.9% more males voted in the 2024 General elections, compared to 9.1% in 2018.
5. **Punjab:** A total of 34.1 million female voters registered in the province of Punjab of which 45.6% cast their votes. Across Gallup regions in Punjab, Punjab South had the highest female voter turnout at 48%, followed by Punjab West (46%), Punjab Central (43%), and lastly Punjab North at 42%.
6. **Sindh:** A total of 12.4 million female voters registered in the province of Sindh of which 39.7% cast their votes. Across Gallup regions in Sindh, Sindh Interior had a higher female voter turnout at 43%, compared to Sindh Karachi at 32%.
7. **Khyber Pakhtunkhwa:** A total of 9.7 million female voters registered in the province of Khyber Pakhtunkhwa of which 31.0% cast their votes. Across Gallup regions in Khyber Pakhtunkhwa, Hazara had the highest female voter turnout at 39%, followed by Peshawar Valley (32%), KPK South (31%), and lastly KPK North at 25%.
8. **Balochistan:** A total of 2.2 million female voters registered in the province of Balochistan of which 37.4% cast their votes. Across Gallup regions in Balochistan, the Kalat and Makran region had a higher female voter turnout at 39%, compared to the Quetta region at 35%.

9. Female voter turnout was highest in NA-214 Tharparkar 1 at 72.8%, followed by NA-215 Tharparkar 2 (67.7%), NA-092 Bhakkar 2 (63.0%), NA-165 Bahawalpur 2 (62.6%), and NA-058 Chakwal (59.9%).
10. Female voter turnout was lowest in NA-042 South Waziristan upper cum lower at 9.21%, followed by NA-027 Khyber Agency (10.7%), NA-013 Battagram (11.8%), NA-236 Karachi East 2 (15.7%), and NA-004 Swat 3 (16.5%).

For more details, please visit dedicated website developed by Gallup Pakistan along with an easy-to-use dashboard

<https://www.gallupakistandigitalanalytics.com/general-elections-2024-pakistan-dashboard/>

**Figure 1: Female voter turnout in 2024 Elections – Gallup Dashboard**



*Source: Gallup Pakistan Election 2024 Dashboard (based on ECP data)*

**Figure 2: Estimates female and male voters in 2024 Elections – National and Provincial**

|                           | Female        |                   |                          | Male          |                   |                          |
|---------------------------|---------------|-------------------|--------------------------|---------------|-------------------|--------------------------|
|                           | Voter Turnout | Registered Voters | Voters 2024 (calculated) | Voter Turnout | Registered Voters | Voters 2024 (calculated) |
| <b>National</b>           | <b>41.6%</b>  | <b>58,940,426</b> | <b>24,519,217</b>        | <b>50.5%</b>  | <b>68,715,029</b> | <b>34,701,090</b>        |
| <b>Punjab</b>             | <b>45.6%</b>  | <b>34,089,815</b> | <b>15,544,956</b>        | <b>53.4%</b>  | <b>39,102,097</b> | <b>20,880,520</b>        |
| <b>Sindh</b>              | <b>39.7%</b>  | <b>12,381,797</b> | <b>4,915,573</b>         | <b>47.1%</b>  | <b>14,612,267</b> | <b>6,882,378</b>         |
| <b>Khyber Pakhtunkhwa</b> | <b>31.0%</b>  | <b>9,726,044</b>  | <b>3,015,074</b>         | <b>46.7%</b>  | <b>11,647,431</b> | <b>5,439,350</b>         |
| <b>Balochistan</b>        | <b>37.4%</b>  | <b>2,228,145</b>  | <b>833,326</b>           | <b>45.5%</b>  | <b>2,784,829</b>  | <b>1,267,097</b>         |
| <b>Islamabad</b>          | -             | <b>514,625</b>    | -                        | -             | <b>568,405</b>    | -                        |

*Source: Gallup Pakistan Election 2024 Dashboard (based on ECP data)*

**Figure 3:** Change in female and male voter turnout, and gender gap between 2018 and 2024 General Elections – National and Provincial

|                           | Female Voter turnout |       |              | Male Voter turnout |       |              | Difference between male and female turnout |       |                   |
|---------------------------|----------------------|-------|--------------|--------------------|-------|--------------|--|-------|-------------------|
|                           | 2024                 | 2018  | Difference   | 2024               | 2018  | Difference   | 2024                                       | 2018  | increase/decrease |
| <b>National</b>           | 41.6%                | 46.5% | <b>-4.9%</b> | 50.5%              | 55.6% | <b>-5.1%</b> | 8.9%                                       | 9.1%  | <b>-0.2%</b>      |
| <b>Punjab</b>             | 45.6%                | 52.2% | <b>-6.6%</b> | 53.4%              | 58.9% | <b>-5.5%</b> | 7.8%                                       | 6.7%  | <b>1.1%</b>       |
| <b>Sindh</b>              | 39.7%                | 42.5% | <b>-2.8%</b> | 47.1%              | 50.9% | <b>-3.8%</b> | 7.4%                                       | 8.4%  | <b>-1.0%</b>      |
| <b>Khyber Pakhtunkhwa</b> | 31.0%                | 32.9% | <b>-1.9%</b> | 46.7%              | 51.8% | <b>-5.1%</b> | 15.7%                                      | 18.9% | <b>-3.2%</b>      |
| <b>Balochistan</b>        | 37.4%                | 40.0% | <b>-2.6%</b> | 45.5%              | 48.9% | <b>-3.4%</b> | 8.1%                                       | 8.9%  | <b>-0.8%</b>      |

Source: Gallup Pakistan Election 2024 Dashboard (based on ECP data)

**Figure 4:** Female voter turnout and registered female voters 2024 Elections – National, Provincial & Gallup Regions

|                           | Voter Turnout | Registered Female Voters |
|---------------------------|---------------|--------------------------|
| <b>National</b>           | <b>41.6%</b>  | <b>58,940,426</b>        |
| <b>Punjab</b>             | <b>45.6%</b>  | <b>34,089,815</b>        |
| Punjab South              | 48.0%         |                          |
| Punjab West               | 46.0%         |                          |
| Punjab Central            | 43.0%         |                          |
| Punjab North              | 42.0%         |                          |
| <b>Sindh</b>              | <b>39.7%</b>  | <b>12,381,797</b>        |
| Sindh Interior            | 43.0%         |                          |
| Sindh:Karachi             | 32.0%         |                          |
| <b>Khyber Pakhtunkhwa</b> | <b>31.0%</b>  | <b>9,726,044</b>         |
| Hazara                    | 39.0%         |                          |
| Peshawar Valley           | 32.0%         |                          |
| KPK South                 | 31.0%         |                          |
| KPK North                 | 25.0%         |                          |
| <b>Balochistan</b>        | <b>37.4%</b>  | <b>2,228,145</b>         |
| Kalat and Makran Region   | 39.0%         |                          |
| Quetta Region             | 35.0%         |                          |
| <b>Islamabad</b>          | <b>-</b>      | <b>514,625</b>           |

Source: Gallup Pakistan Election 2024 Dashboard (based on ECP data)

**Figure 5:** Highest female voter turnout in 2024 Elections – Constituencies

| NA           | Constituency     | District       | Female       |
|--------------|------------------|----------------|--------------|
| NA-214       | Tharparkar 1     | Tharparkar     | 72.77        |
| NA-215       | Tharparkar 2     | Tharparkar     | 67.74        |
| NA-092       | Bhakkar 2        | Bhakkar        | 63.01        |
| NA-165       | Bahawalpur 2     | Bahawalpur     | 62.57        |
| NA-058       | Chakwal          | Chakwal        | 59.91        |
| NA-048       | Islamabad 3      | Islamabad      | 58.19        |
| NA-110       | Jhang 3          | Jhang          | 57.47        |
| NA-091       | Bhakkar 1        | Bhakkar        | 57.21        |
| NA-001       | Chitral          | Chitral        | 57.20        |
| NA-175       | Muzaffargarh 1   | Muzaffargarh   | 56.35        |
| NA-203       | Khairpur 2       | Khairpur       | 56.24        |
| NA-128       | Lahore 12        | Lahore         | 56.02        |
| NA-164       | Bahawalpur 1     | Bahawalpur     | 56.00        |
| NA-147       | khanewal 4       | Khanewal       | 55.65        |
| NA-107       | Toba Tek Singh 3 | Toba Tek Singh | 55.62        |
| NA-163       | Bahawalnagar 4   | Bahawalnagar   | 55.28        |
| NA-108       | Jhang 1          | Jhang          | 55.28        |
| NA-144       | khanewal 1       | Khanewal       | 54.95        |
| <b>Total</b> |                  |                | <b>41.60</b> |

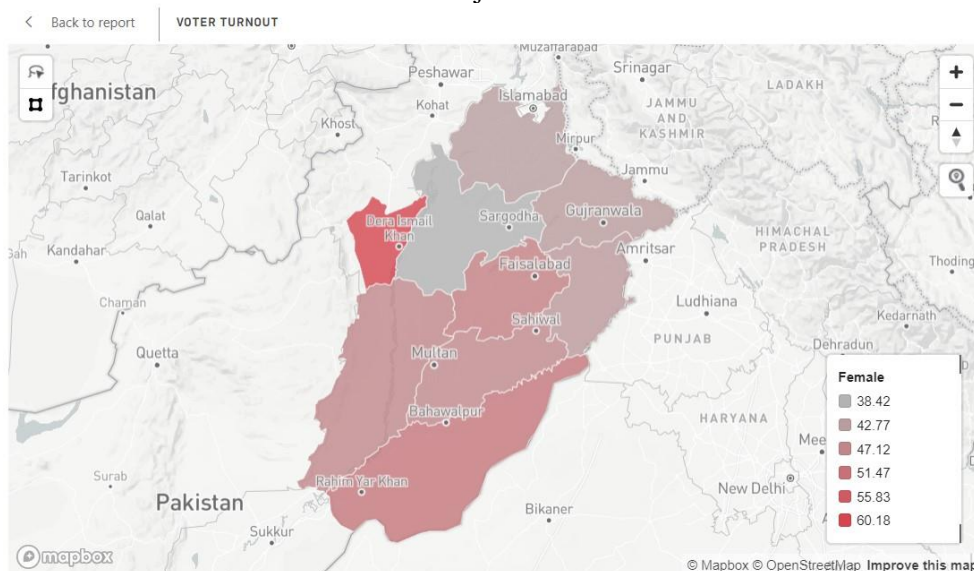
Source: Gallup Pakistan Election 2024 Dashboard (based on ECP data)

**Figure 6:** Lowest female voter turnout in 2024 Elections – Constituencies

| NA           | Constituency                    | District         | Female       |
|--------------|---------------------------------|------------------|--------------|
| NA-042       | South wazristan upper cum lower | South Waziristan | 9.21         |
| NA-027       | Khyber Agency                   | Khyber Agency    | 10.71        |
| NA-013       | Battagram                       | Batagram         | 11.79        |
| NA-236       | Karachi East 2                  | Karachi          | 15.71        |
| NA-004       | Swat 3                          | Swat             | 16.46        |
| NA-011       | Shangla                         | Shangla          | 16.94        |
| NA-036       | Hangu cum orakzai               | Hangu            | 17.04        |
| NA-026       | Mohmand Agency                  | Mohmand Agency   | 17.14        |
| NA-003       | Swat 2                          | Swat             | 18.82        |
| NA-241       | Karachi South 3                 | Karachi          | 20.32        |
| NA-263       | Quetta 2                        | Quetta           | 20.68        |
| NA-030       | Peshawar 3                      | Peshawar         | 20.75        |
| NA-264       | Quetta 3                        | Quetta           | 22.61        |
| NA-010       | Buner                           | Buner            | 22.94        |
| NA-240       | Karachi South 2                 | Karachi          | 23.46        |
| NA-262       | Quetta 1                        | Quetta           | 23.92        |
| NA-002       | Swat 1                          | Swat             | 24.37        |
| NA-031       | Peshawar 4                      | Peshawar         | 25.21        |
| <b>Total</b> |                                 |                  | <b>41.60</b> |

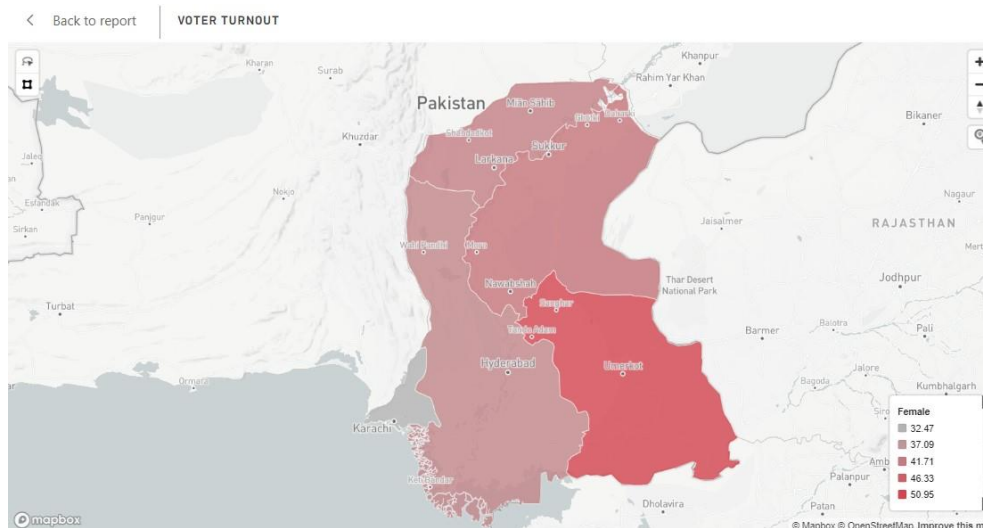
Source: Gallup Pakistan Election 2024 Dashboard (based on ECP data)

**Figure 7:** Female voter turnout in 2024 Elections - Punjab



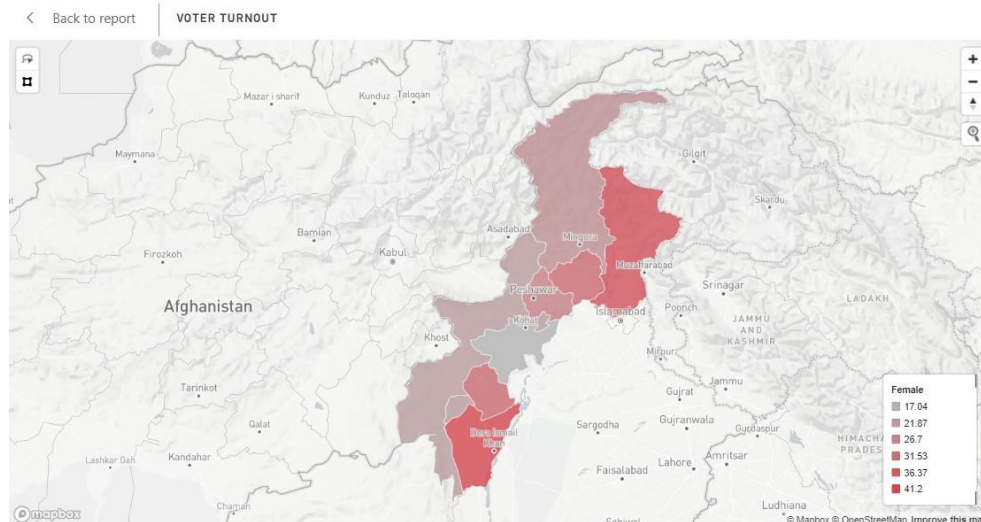
Source: Gallup Pakistan Election 2024 Dashboard (based on ECP data)

**Figure 8:** Female voter turnout in 2024 Elections - Sindh



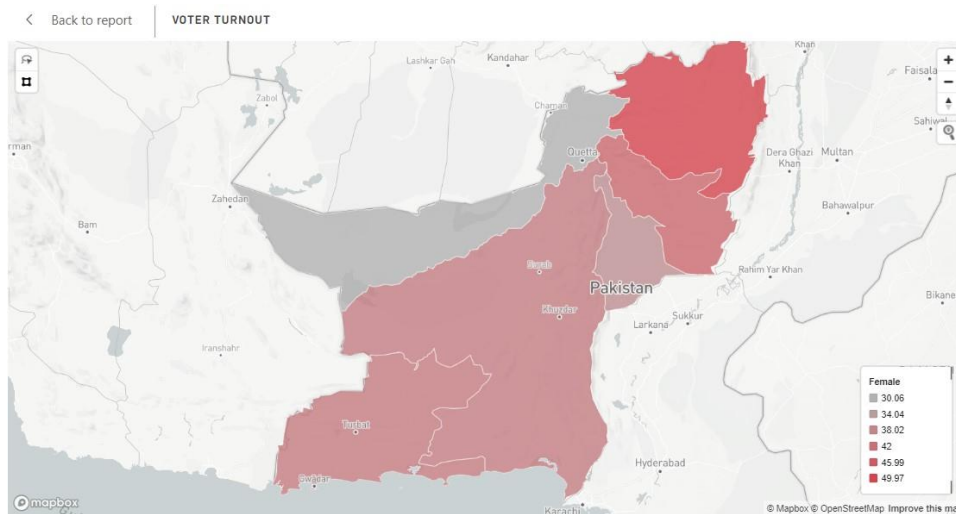
Source: Gallup Pakistan Election 2024 Dashboard (based on ECP data)

**Figure 9:** Female voter turnout in 2024 Elections – Khyber Pakhtunkhwa



**Source:** Gallup Pakistan Election 2024 Dashboard (based on ECP data)

**Figure 10:** Female voter turnout in 2024 Elections - Balochistan



**Source:** Gallup Pakistan Election 2024 Dashboard (based on ECP data)

For more details, please visit dedicated website developed by Gallup Pakistan along with an easy-to-use dashboard

<https://www.galluppakistandigitalanalytics.com/general-elections-2024-pakistan-dashboard/>

## **METHODOLOGY:**

The press release is based on data from the Form 47 of the Provisional Results Dashboard from the Election Commission of Pakistan website, noting the details of votes cast in each polling station. The data has been computed to represent overall results at the provincial and national levels.

### **Gallup Pakistan Electoral Repository: An Introduction**

The Gallup Pakistan Electoral Repository is comprised of the following sources:

1. Election Commission data on past 11 elections in Pakistan, available over each constituency. This data was acquired from Election Commission website and converted into digital database in SPSS form and is now referred to as Gilani Index of Electoral Record.
2. Gallup Exit Polls for every election since 1985.
3. Gallup pre and post-election survey record since 1985.
4. Analysis by Dr. Ijaz Shafi Gilani on elections piece by piece, as well as in combined form.

For complete access to reports or the Gallup Electoral Database, please visit the following links:

<https://www.gallup.com.pk/post/34351>

Gallup Pakistan Electoral Repository Team:

Overall Direction: Bilal I. Gilani, *Executive Director, Gallup Pakistan*

Rojah Sheikh, *Research Executive, Gallup Pakistan*

M. Abdullah Muslim, *Project Executive Dashboards and BI, Gallup Pakistan*

Qumber Murtaza, *Management Trainee Officer, Gallup Pakistan*

Hafiz Ahmad bin Umer, *Management Trainee Officer, Gallup Pakistan*

For more survey data, see website [www.gallup.com.pk](http://www.gallup.com.pk) or write to Ms. Amnah Imtiaz at [amnah.imtiaz@gallup.com.pk](mailto:amnah.imtiaz@gallup.com.pk)

**Disclaimer:** Gallup Pakistan is not related to Gallup Inc. headquartered in Washington D.C. USA. We require that our surveys be credited fully as Gallup Pakistan (not Gallup or Gallup Poll). We disclaim any responsibility for surveys pertaining to Pakistani public opinion except those carried out by Gallup Pakistan, the Pakistani affiliate of Gallup International Association. For details on Gallup International Association see website: [www.gallup-international.com](http://www.gallup-international.com)

**Disclaimer:** The views and inferences expressed in the article are that of the author himself and Gallup Pakistan does not take any responsibility in this regard. This series, and many such initiatives, are internally funded by Gallup Pakistan and Gilani Research Foundation. No outside country or local funding has been received for this current activity.