



SPECIAL PRESS RELEASE

2024 General Election

(Press Release 11)

PPP vote bank in Sindh saw a rise in vote share from 38.7% in the 2018 General Elections to 45.5% in 2024, while PTI saw a decrease from 17.6% in 2018 to 8.6% in 2024, PML-N managed to retain its vote share of 3%, while TLP saw a marginal decrease from 4.2% to 2.8% in 2024 -
Gallup Pakistan Digital Analytics on Elections

(Islamabad, Pakistan): 26th March, 2024

Gallup Pakistan Digital Analytics team on Elections has performed analytics on Election 2024 data released so far by Election Commission of Pakistan. This Press Release is part of series of Press Releases under this program. Previous press release under this series can be found [here](#), which took a close look at the pattern of female voter turnout across the country.

What were the results for the 2024 Election in the province of Sindh?

The results reveal that PPP won 44 of the 61 National Assembly general seats in Sindh, credited to its vote share of 45.5%, while MQM-P won the remaining 17, with the third highest vote share of 9.8% in the province.

OTHER KEY LEARNINGS FROM THIS PRESS RELEASE:

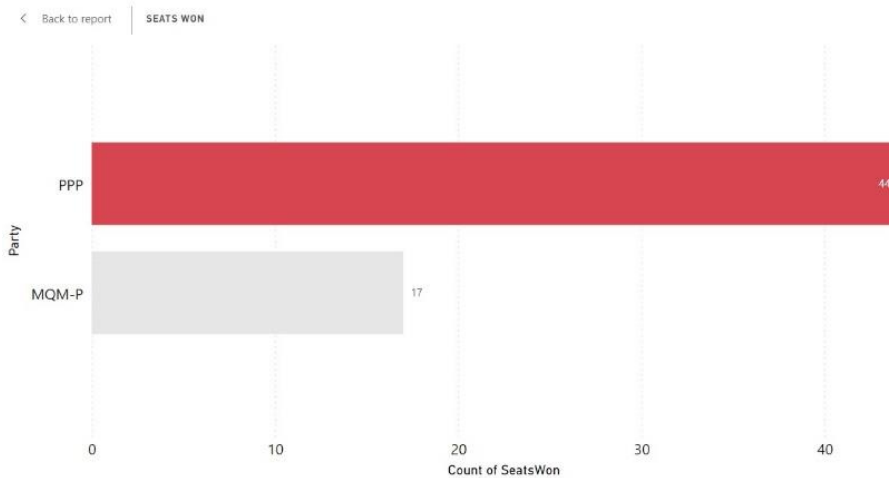
- National Assembly seats:** The province of Sindh is constituted of 61 National Assembly general seats. During the 2024 General Elections Pakistan People's Party (PPP) won 44 of the 61 seats, while the remaining 17 seats were won by Muttahida Qaumi Movement Pakistan (MQM-P).
- Vote Share:** PPP led the vote share securing 45.5% of the total, followed by Grand Democratic Alliance (GDA) with 10.4%, Independent candidates (IND) with 10.1%, MQM-P with 9.8% and Independent candidates formerly of PTI - IND (PTI) – with 8.6% of the total votes in the 2024 General Elections.
- Vote Share 2018 vs 2024:** PPP saw a rise in vote share from 38.7% in the 2018 General Elections to 45.5% in 2024, while PTI saw a decrease from 17.6% in 2018 to 8.6% in 2024, PML-N managed to retain its vote share of 3%, while TLP saw a marginal decrease from 4.2% to 2.8% in 2024
- Across divisions:** Pakistan People's Party (PPP) had the higher seat share, as well as the highest vote share across all divisions with the exception of Karachi, where MQM-P came on top in both.
- Hyderabad Division:** PPP secured 11 of the 13 seats in the Hyderabad division of the Sindh province, with the remaining 2 being secured by MQM-P. In terms of vote share, PPP accounted for 58.9%, followed by 12.8% secured by GDA, and 7.7% by IND (PTI).
- Karachi Division:** MQM-P secured 15 of the 22 seats in the Karachi division of the Sindh province, with the remaining 7 being secured by PPP. In terms of vote share, MQM-P accounted for 28.2%, followed by 19.1% secured by IND (PTI), and 13% by IND.
- Larkana Division:** PPP secured all 8 seats in the Larkana division of the Sindh province. In terms of vote share, PPP accounted for 63.4%, followed by 25.8% secured by GDA, and 5.2% by JUI-F.

8. **Mirpur Khas Division:** PPP secured all 7 seats in the Mirpur Khas division of the Sindh province. In terms of vote share, PPP accounted for 55.8%, followed by 24.8% secured by GDA, and 13.1% by JUI-F.
9. **Sukkur Division:** PPP secured all 11 seats in the Sukkur division of the Sindh province. In terms of vote share, PPP accounted for 60.8%, followed by 13.1% secured by JUI-F, and 11.9% by IND.

For more details, please visit dedicated website developed by Gallup Pakistan along with an easy-to-use dashboard

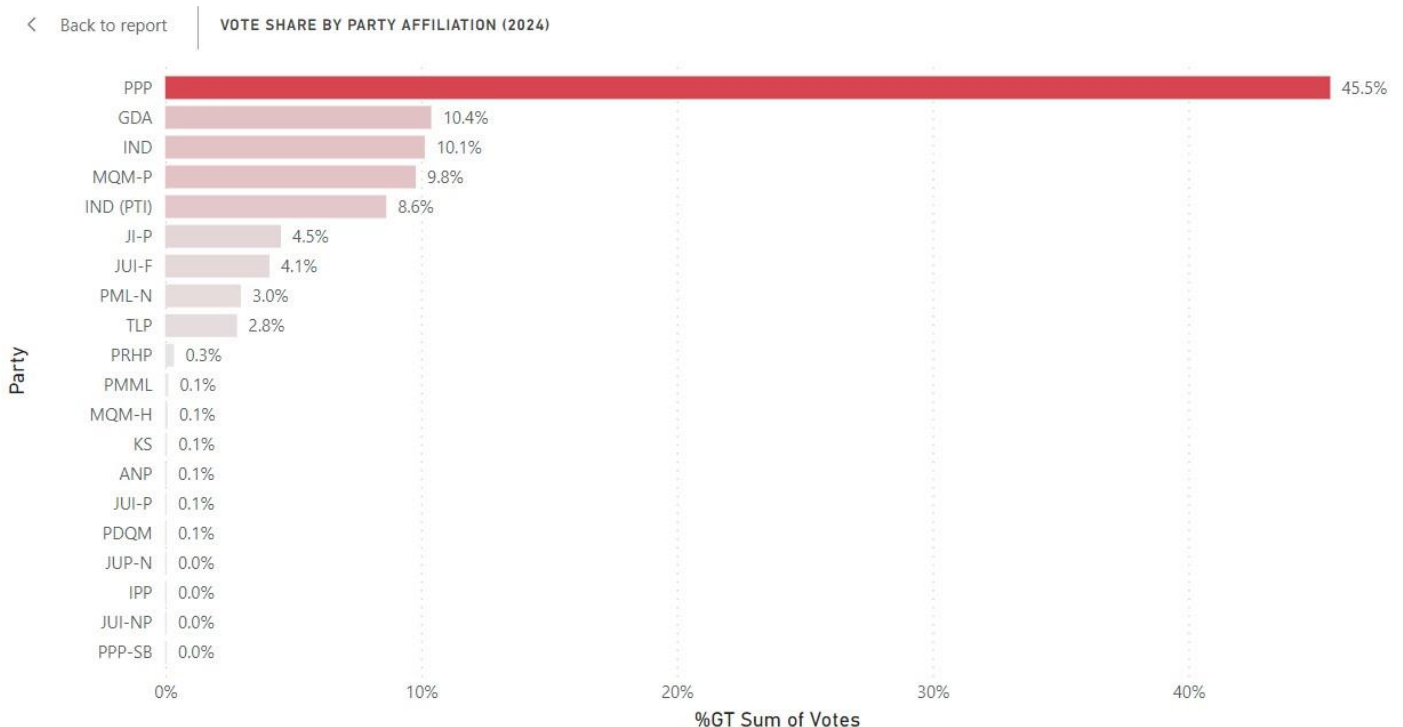
<https://www.gallupakistan.digitalanalytics.com/general-elections-2024-pakistan-dashboard/>

Figure 1: Share of Seats in the National Assembly – Sindh 2024



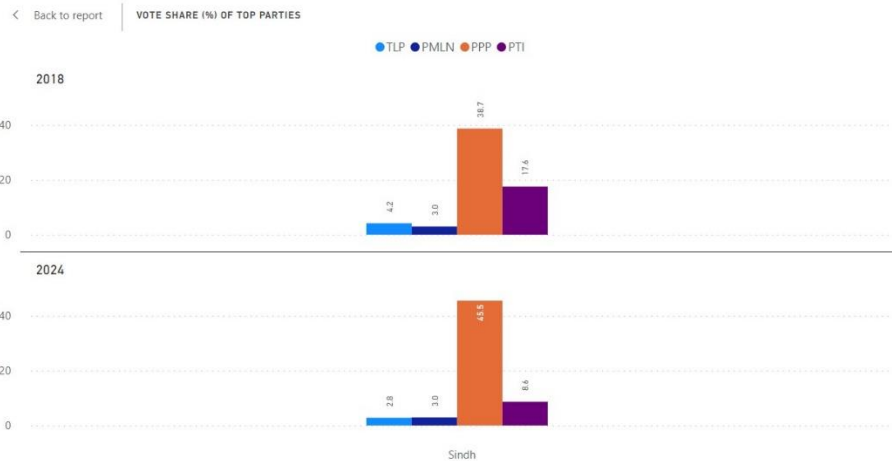
Source: Gallup Pakistan Election 2024 Dashboard (based on ECP data)

Figure 2: Vote Share in the 2024 General Elections – Sindh 2024



Source: Gallup Pakistan Election 2024 Dashboard (based on ECP data)

Figure 3: Vote Share of top parties in 2018 versus 2024 General Elections – Sindh



Source: Gallup Pakistan Election 2024 Dashboard (based on ECP data)

Figure 4: Share of Seats in the National Assembly – Sindh and divisions 2024

	National Assembly seats		
	Total	PPP	MQM-P
Province of Sindh	61	44	17
Hyderabad Division	13	11	2
Karachi Division	22	7	15
Larkana Division	8	8	0
Mirpur Khas Division	7	7	0
Sukkur Division	11	11	0

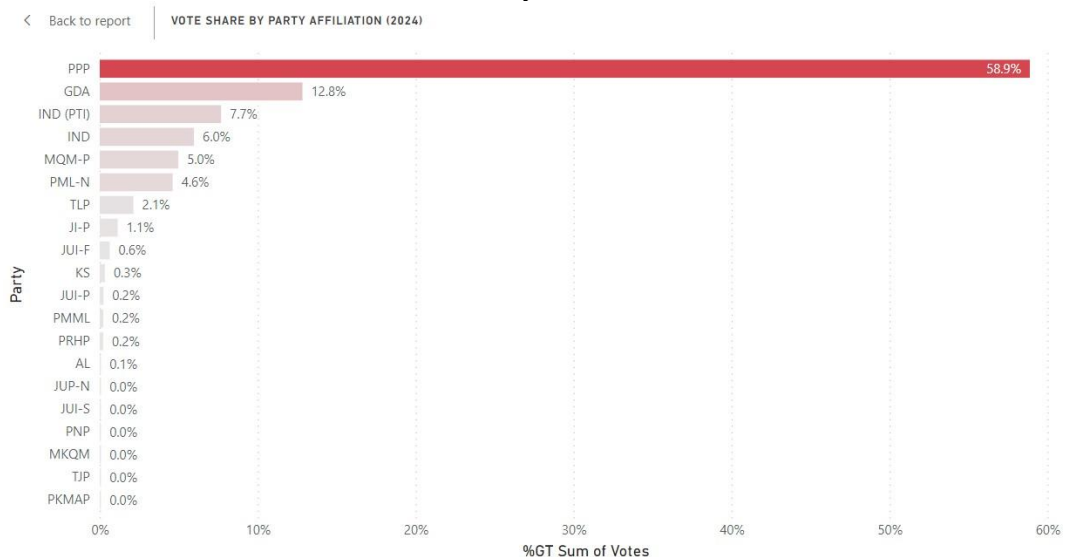
Source: Gallup Pakistan Election 2024 Dashboard (based on ECP data)

Figure 5: Vote Share in the 2024 General Elections – Sindh and divisions (Top 5 parties only)

	Vote Share (Top 5 parties only)								
	PPP	GDA	IND	MQM-P	IND (PTI)	JI-P	JUI-F	TLP	PML-N
Province of Sindh	45.5%	10.4%	10.1%	9.8%	8.6%	-	-	-	-
Hyderabad Division	58.9%	12.8%	6.0%	5.0%	7.7%	-	-	-	-
Karachi Division	14.2%	-	13.1%	28.2%	19.1%	13.0%	-	-	-
Larkana Division	63.4%	25.8%	2.8%	-	-	-	5.2%	1.4%	-
Mirpur Khas Division	55.8%	24.8%	10.5%	-	4.3%	-	-	-	2.7%
Sukkur Division	60.8%	8.3%	11.9%	-	-	-	13.1%	-	1.8%

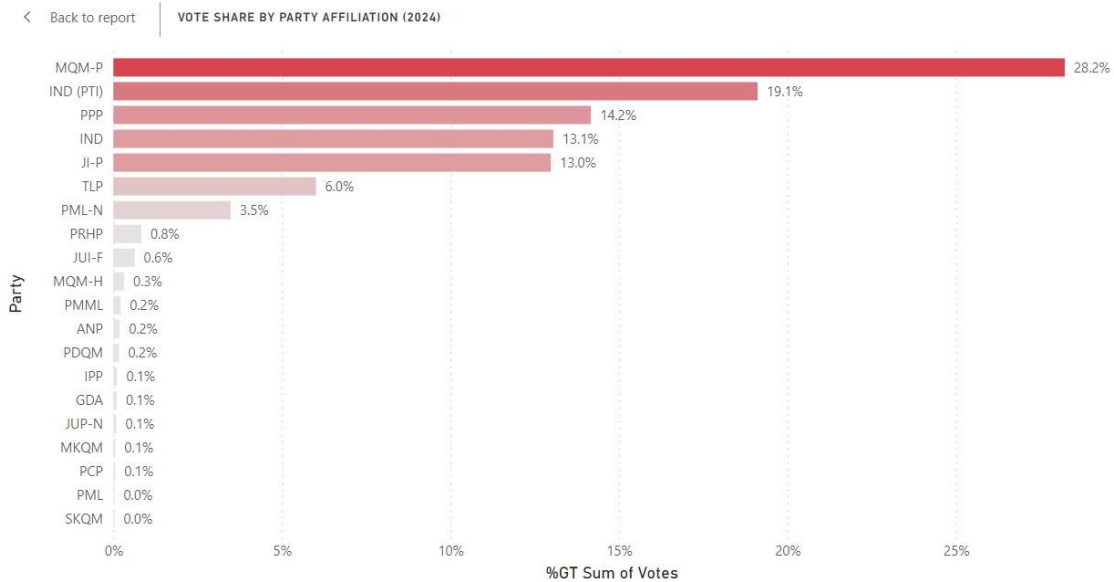
Source: Gallup Pakistan Election 2024 Dashboard (based on ECP data)

Figure 6: Vote Share in the 2024 General Elections – Hyderabad division



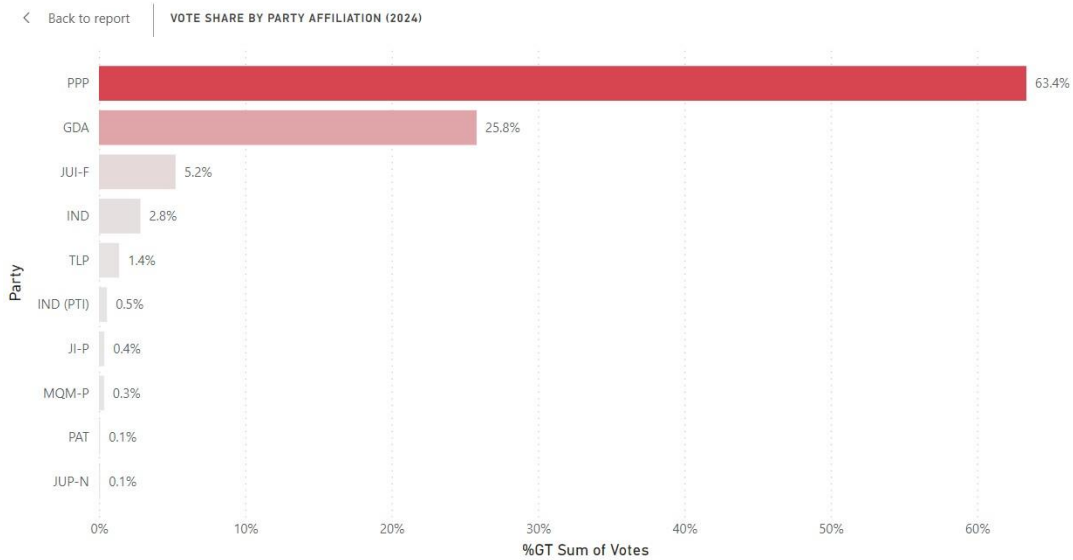
Source: Gallup Pakistan Election 2024 Dashboard (based on ECP data)

Figure 7: Vote Share in the 2024 General Elections – Karachi division



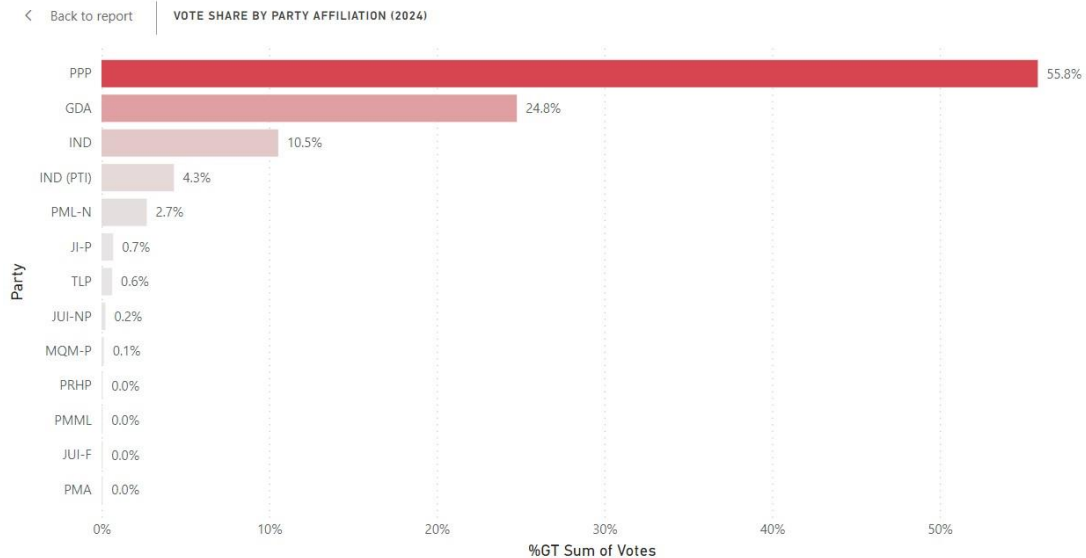
Source: Gallup Pakistan Election 2024 Dashboard (based on ECP data)

Figure 8: Vote Share in the 2024 General Elections – Larkana division



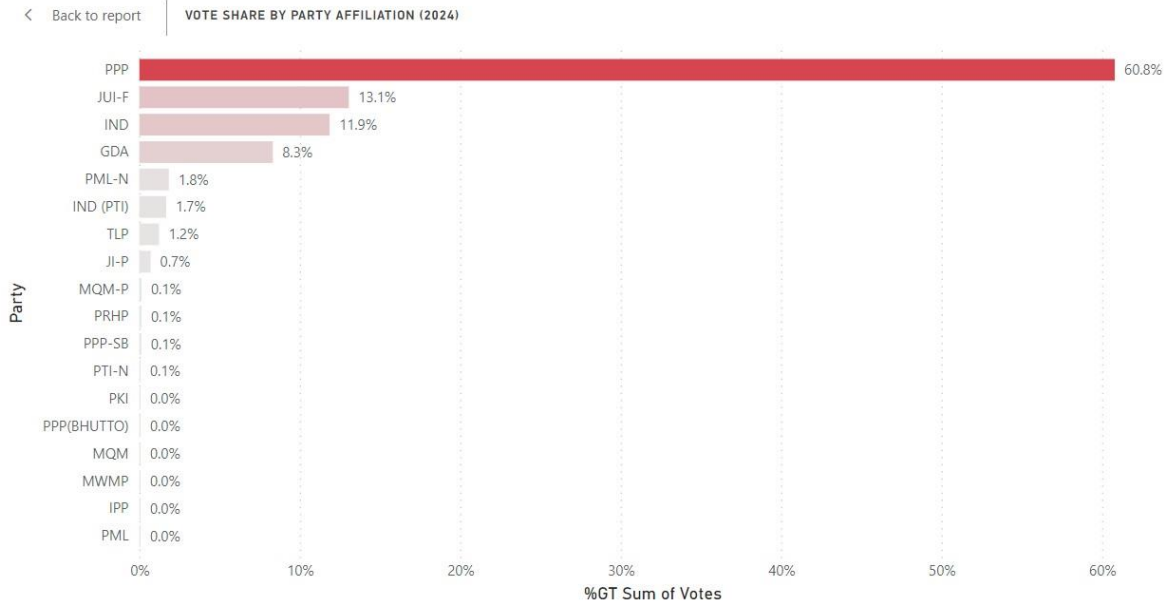
Source: Gallup Pakistan Election 2024 Dashboard (based on ECP data)

Figure 9: Vote Share in the 2024 General Elections – Mirpur Khas division



Source: Gallup Pakistan Election 2024 Dashboard (based on ECP data)

Figure 9: Vote Share in the 2024 General Elections – Sukkur division



Source: Gallup Pakistan Election 2024 Dashboard (based on ECP data)

For more details, please visit dedicated website developed by Gallup Pakistan along with an easy-to-use dashboard

<https://www.galluppakistandigitalanalytics.com/general-elections-2024-pakistan-dashboard/>

ELECTION PORTAL 2024 LIVE

Home | Scorecard | Seats | Turnout | Rejected Votes | Vote Share | Voting Trend | Candidates

GENERAL ELECTIONS 2024 PAKISTAN

Political Parties: **263**

Registered Voters: **129M**

Party Logos: ANP, TLP, and others.



METHODOLOGY:

The press release is based on data from the Form 47 of the Provisional Results Dashboard from the Election Commission of Pakistan website, noting the details of votes cast in each polling station. The data has been computed to represent overall results at the provincial and national levels.

Gallup Pakistan Electoral Repository: An Introduction

The Gallup Pakistan Electoral Repository is comprised of the following sources:

1. Election Commission data on past 11 elections in Pakistan, available over each constituency. This data was acquired from Election Commission website and converted into digital database in SPSS form and is now referred to as Gilani Index of Electoral Record.
2. Gallup Exit Polls for every election since 1985.
3. Gallup pre and post-election survey record since 1985.
4. Analysis by Dr. Ijaz Shafi Gilani on elections piece by piece, as well as in combined form.

For complete access to reports or the Gallup Electoral Database, please visit the following links:

<https://www.gallup.com.pk/post/34351>

Gallup Pakistan Electoral Repository Team:

Overall Direction: Bilal I. Gilani, *Executive Director, Gallup Pakistan*

Rojah Sheikh, *Research Executive, Gallup Pakistan*

M. Abdullah Muslim, *Project Executive Dashboards and BI, Gallup Pakistan*

Qumber Murtaza, *Management Trainee Officer, Gallup Pakistan*

Hafiz Ahmad bin Umer, *Management Trainee Officer, Gallup Pakistan*

For more survey data, see website www.gallup.com.pk or write to Ms. Amnah Imtiaz at amnah.imtiaz@gallup.com.pk

Disclaimer: Gallup Pakistan is not related to Gallup Inc. headquartered in Washington D.C. USA. We require that our surveys be credited fully as Gallup Pakistan (not Gallup or Gallup Poll). We disclaim any responsibility for surveys pertaining to Pakistani public opinion except those carried out by Gallup Pakistan, the Pakistani affiliate of Gallup International Association. For details on Gallup International Association see website: www.gallup-international.com

Disclaimer: The views and inferences expressed in the article are that of the author himself and Gallup Pakistan does not take any responsibility in this regard. This series, and many such initiatives, are internally funded by Gallup Pakistan and Gilani Research Foundation. No outside country or local funding has been received for this current activity.