

Religion in Punjab

Provincial Census Report

Punjab 2017



PRESS RELEASE

Gallup Pakistan Analysis of Provincial Census Report Punjab

There are 1.68% more Muslims in rural areas (98.40%) as compared to urban areas (96.72%) –Religion in Punjab– Provincial Census Report Punjab 2017

Islamabad, 30th July, 2024

Gallup Pakistan, as part of its Big Data Analysis initiative, is looking at religion by gender in Punjab. This data is part of a publication called the ‘Provincial Census Report Punjab’.

The current edition looks at data from Provincial Census Report Punjab 2017, which can be found [HERE](#))

What is the Big Data Analysis Series by Gallup?

Gallup Pakistan’s Big Data series was started by Bilal I Gilani, Executive Director of Gallup Pakistan. Bilal explains the rationale of the series: “The usual complaint from academics and policy makers is that Pakistan does not have data availability. Our experience negates that. Pakistan has lots of data, but it is not available in a usable form and not widely accessible. At Gallup we plan to bridge this gap in terms of accessibility and use of data. The Gallup Big Data series has earlier worked with data sets such as [PSLM](#), [Labour Force Survey](#), and [Economic Survey reports](#) as well as [National Census Reports](#) and [Election Commission Data sets](#). The current series is using the [Provincial Census Report Punjab](#), which seldom has data points not covered in many other reports. We hope that these series are useful, and we welcome both feedback as well as possible collaborations as we create a public good in the form of useful data sets in Pakistan.”

What data points this current edition covers:

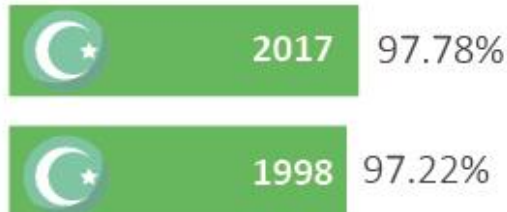
This series aims to present the important learnings from the Provincial Census Report Punjab, for policy makers, the public, as well as for marketers in an easy and understandable way. This edition looks at religion in Punjab. The series’ main aim is to provide data. Implications of these data points for development sector as well as wider socio-political ramifications is something we would like to trigger in relevant circles.

Religion in Punjab

Provincial Census Report Punjab 2017



Muslim Population:



As of 2017, 97.78% of the total population of Punjab declared Islam as their faith. Since 1998 (97.22%), the increment has been of 0.56%.

Non-Muslim Population:

After Muslims, Christians appear to be the dominant minority, with 1.87% of the population identifying themselves as Christians as of 2017- however, there has been a decrease of 0.44% since 1998 (2.31%). Hindus amount for 0.18%, followed by Ahmadis (0.14%), and Scheduled Castes (0.01%).



Rural/Urban Breakdown:

There are 1.68% more Muslims in rural areas (98.40%) as compared to urban areas (96.72%). The opposite seems to be true for other religious minorities, as 2.98% of the population in rural areas identify as Hindus, while for urban areas the percentage is 1.22%. For Ahmadis, the percentage distribution is 0.10% in rural areas and 0.22% in urban areas.



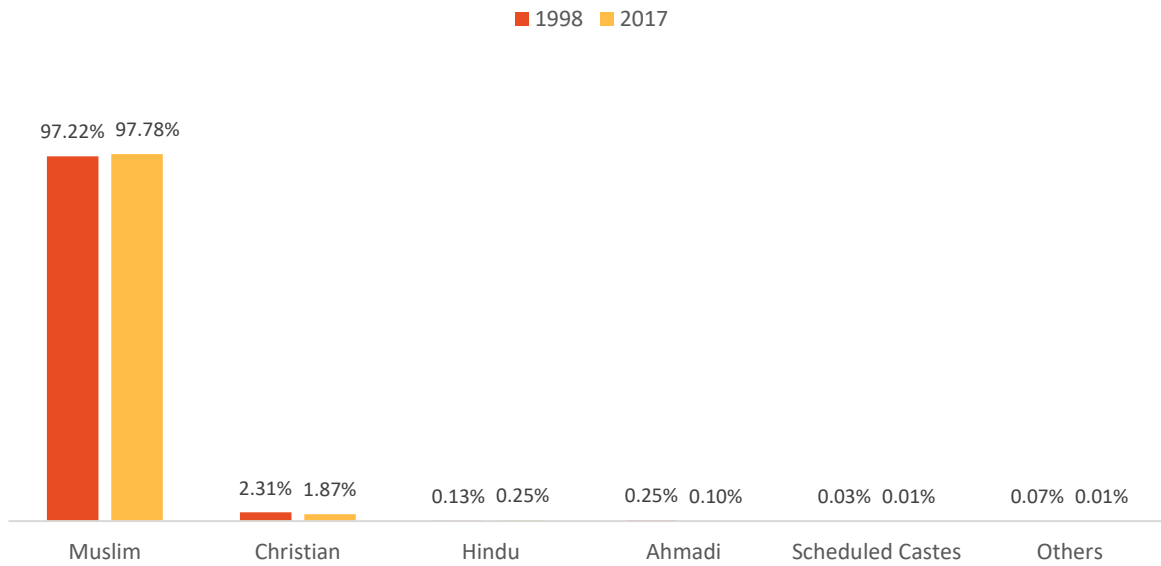
Source: Provincial Census Report Punjab; analyzed by Gallup Pakistan

Today's topic is “**Religion in Punjab**” from table 2.5, Provincial Census Report Punjab (2017)

Key Findings:

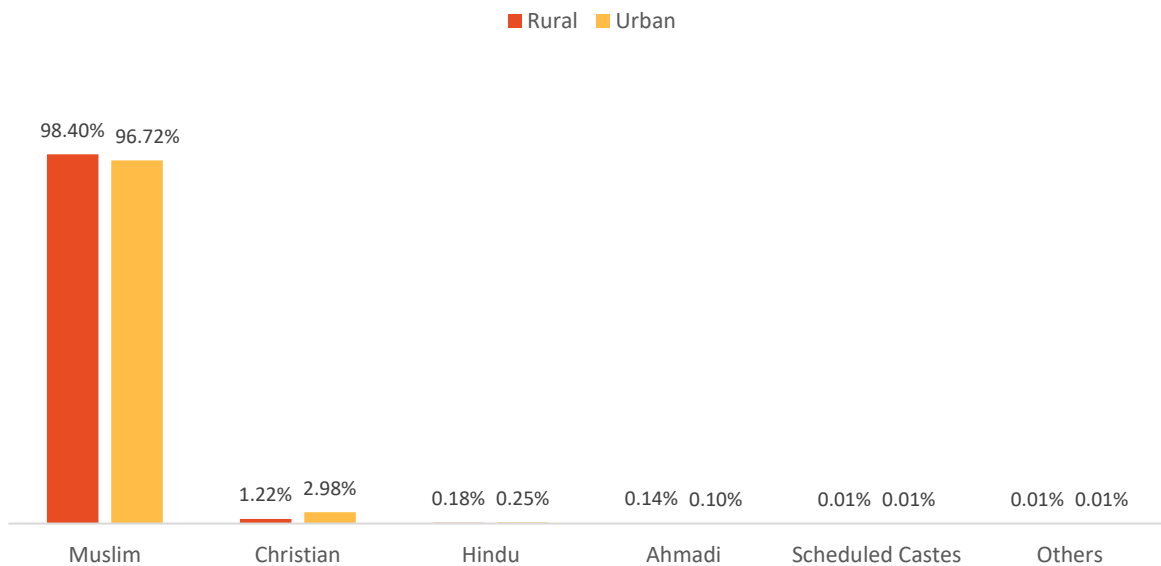
- 1) **Muslim Population:** As of 2017, 97.78% of the total population of Punjab declared Islam as their faith. Since 1998 (97.22%), the increment has been of 0.56%.
- 2) **Non-Muslim Population:** After Muslims, Christians appear to be the dominant minority, with 1.87% of the population identifying themselves as Christians as of 2017- however, there has been a decrease of 0.44% since 1998 (2.31%). Hindus amount for 0.18%, followed by Ahmadis (0.14%), and Scheduled Castes (0.01%).
- 3) **Rural/Urban Breakdown:** There are 1.68% more Muslims in rural areas (98.40%) as compared to urban areas (96.72%). The opposite seems to be true for other religious minorities, as 2.98% of the population in rural areas identify as Hindus, while for urban areas the percentage is 1.22%. For Ahmadis, the percentage distribution is 0.10% in rural areas and 0.22% in urban areas.

% Of Population by Religion



Source: Provincial Census Report Punjab 2017; analyzed by Gallup Pakistan

% Of Population by Religion (Rural/Urban Breakdown)



Source: Provincial Census Report Punjab 2017; analyzed by Gallup Pakistan

Wish to Contribute to Gallup Big Data Analysis?

Gallup Pakistan is looking for collaboration with researchers to expand both the Big Data Analysis project as well as this study of Provincial Census Report Punjab. If you have any ideas, please write to Bilal I Gilani, Project Director, Big Data Analysis at Gallup Pakistan.

Wish to know more about the Socio-Economic Indicators of Punjab?

The Population and Housing Census is the largest peace-time operation to obtain total population count and to collect benchmark data on socio-economic characteristics, which provide the basis for development planning of the province. The 6th Population and Housing Census was conducted in Punjab Province from 15th March to 24th May, 2017. The Pakistan Bureau of Statistics (PBS) completed the whole exercise with the strong support and active participation of the Provincial Government, the District Administration and the Armed Forces at all stages of data collection

You can find more information on the Provincial Census Report Punjab, and complete tables, on www.pbs.gov.pk

Or visit:

[Provincial Census Report Punjab 2017](#)

Disclaimer: Gallup Pakistan is not related to Gallup Inc. headquartered in Washington D.C. USA. We require that our surveys be credited fully as Gallup Pakistan (not Gallup or Gallup Poll). We disclaim any responsibility for surveys pertaining to Pakistani public opinion except those carried out by Gallup Pakistan, the Pakistani affiliate of Gallup International Association. For details on Gallup International Association see website: www.gallup-international.com

Disclaimer: The views and inferences expressed in the article are that of the author himself and Gallup Pakistan does not take any responsibility in this regard. This series, and many such initiatives, are internally funded by Gallup Pakistan and Gilani Research Foundation. No outside country or local funding has been received for this current activity.



Gallup Pakistan is not related to Gallup Inc. headquartered in Washington D.C. USA. We require that our surveys be credited fully as Gallup Pakistan (not Gallup or Gallup Poll). We disclaim any responsibility for surveys pertaining to Pakistani public opinion except those carried out by Gallup Pakistan, the Pakistani affiliate of Gallup International Association.

Contact Details:
Islamabad : +92 51 2655630
Email: isb@gallup.com.pk
www.gallup.com.pk