

Gallup International End of Year Survey 2025

RESULTS DISSEMINATION DOCUMENT

# FAVOURABILITY WORLD LEADERS

Israeli Prime Minister Benjamin Netanyahu Approval  
Rating in 58 Country Survey – Detailed Analysis

*Disclaimer: Gallup International Association or its members are not related to Gallup Inc., headquartered in Washington D.C. which is no longer a member of Gallup International Association. Gallup International Association does not accept responsibility for opinion polling other than its own. We require that our surveys be credited fully as Gallup International (not Gallup).*

**GALLUP**  
INTERNATIONAL

# SECTION 1: SURVEY DEMOGRAPHICS

# Full Survey Available on

<https://gallup-international.com/survey-results-and-news/survey-result/the-latest-findings-from-the-worlds-longest-running-global-public-opinion-study>

# Survey Demographics for Current Report



**Sample Size and Number of countries covered:**

**N=57,864 in 58 countries**

**Gender Profile of Global Sample**



Females: 51%



Males: 49%

**Education Profile of Global Sample**



Low: 14%  
Medium: 44%  
High: 42%

**Religious Profile of Global Sample**



Christian: 51%  
Muslim: 17%  
Hindu: 2%  
All other religions: 7%  
No religion: 17%

**Employment Profile of Global Sample**



Working full: 48%  
Working part-time: 11%  
Unemployed: 8%  
Student: 6%  
Housewife: 10%  
Retired/Disabled: 16%  
Others: 1%

**Income Classification of Global Sample**



Low-Lower-Middle Income: 16%  
Upper-Middle-Income : 32%  
High-Income: 52%

**Age Profile of Global Sample**



**Under 34 years: 33%**

**35-54 years: 37%**

**55+ years: 31%**

## SECTION 2: FAVOURABILITY WORLD LEADERS

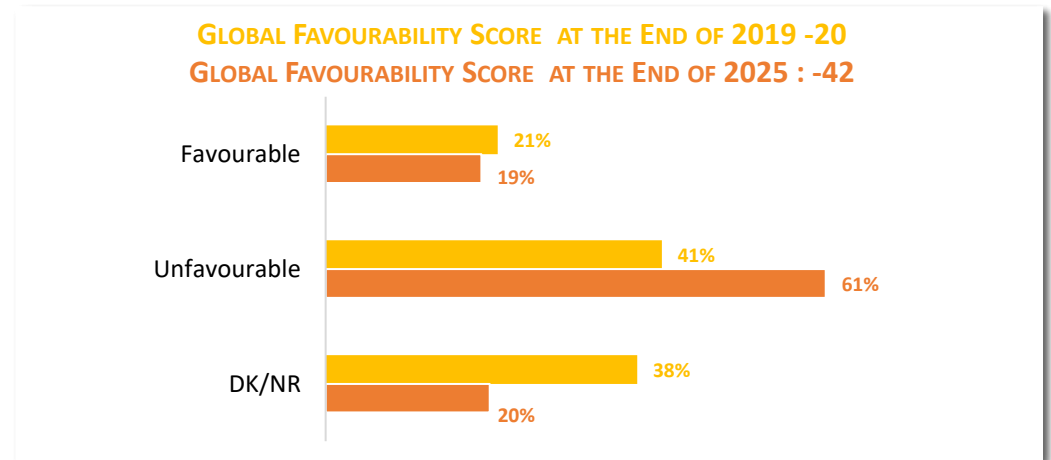
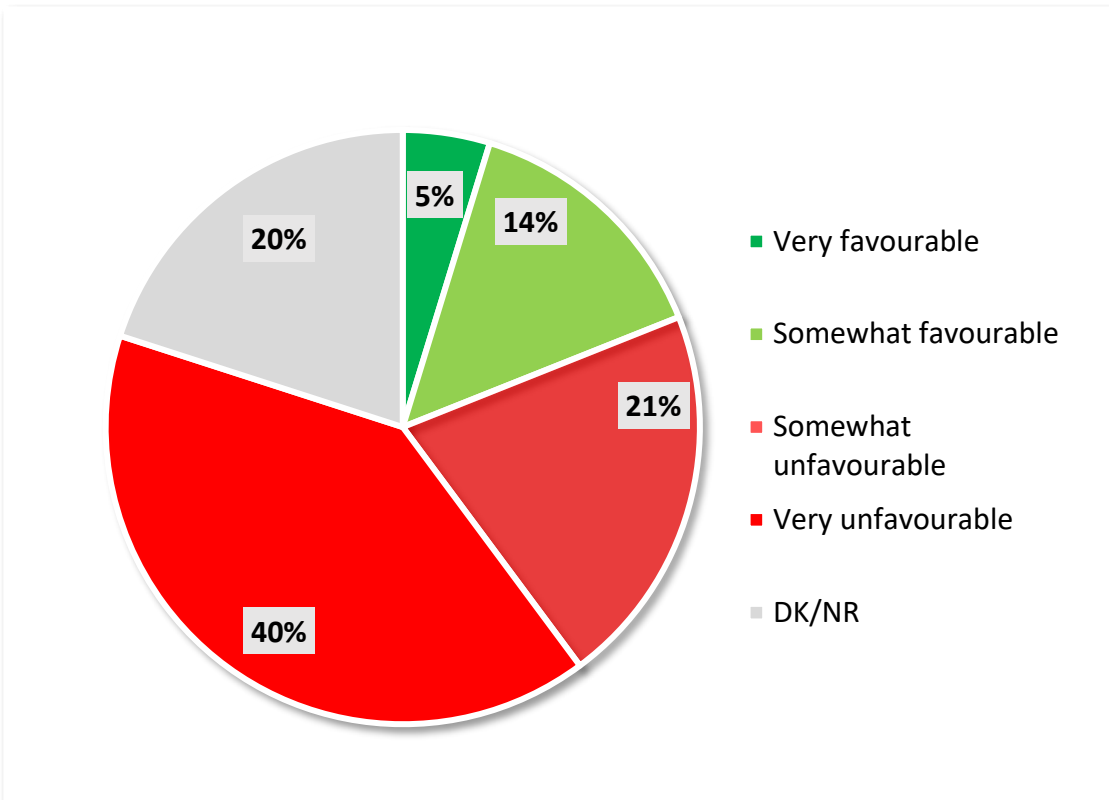
*Please indicate whether you have a very favourable, somewhat favourable, somewhat unfavourable or very unfavourable opinion of each of the following world leaders?*

**FAVOURABILITY WORLD LEADERS: ISRAELI PRIME MINISTER NETANYAHU**

**2.1e - GLOBAL PICTURE**

*Please indicate whether you have a very favourable, somewhat favourable, somewhat unfavourable or very unfavourable opinion of each of the following world leaders? - Israeli Prime Minister Netanyahu*

**FAVOURABLE % (VERY FAVOURABLE + SOMEWHAT FAVOURABLE): 19 / UNFAVOURABLE % (VERY UNFAVOURABLE + SOMEWHAT UNFAVOURABLE): 61**  
**NET FAVOURABILITY SCORE % = (VERY FAVOURABLE + SOMEWHAT FAVOURABLE) - (SOMEWHAT UNFAVOURABLE + VERY UNFAVOURABLE) = - 42**



5 HIGHEST RATED NATIONS	5 LOWEST RATED NATIONS
NET FAVOURABILITY SCORE	NET FAVOURABILITY SCORE
AZERBAIJAN: 24%	IRAN: -97%
KENYA: 22%	IRAQ: -81%
INDIA: 10%	BOSNIA AND HERZEGOVINA: -80%
UKRAINE: 2%	SYRIA: -77%
GEORGIA: 2%	NORWAY: -75%



## FAVOURABILITY WORLD LEADERS: ISRAELI PRIME MINISTER NETANYAHU

### 2.2e - NATIONAL PERSPECTIVE

*Please indicate whether you have a very favourable, somewhat favourable, somewhat unfavourable or very unfavourable opinion of each of the following world leaders? - Israeli Prime Minister Netanyahu*

*(Countries presented in alphabetical order)*

Country	Very Favourable	Somewhat Favourable	Somewhat Unfavourable	Very Unfavourable	DK/NR	NET Score	Country	Very Favourable	Somewhat Favourable	Somewhat Unfavourable	Very Unfavourable	DK/NR	NET Score
Global average	5%	14%	21%	40%	20%	-42%	Republic of Korea	1%	11%	36%	40%	11%	-64%
Argentina	3%	14%	18%	30%	35%	-31%	Kosovo	3%	9%	19%	53%	15%	-60%
Armenia	6%	13%	11%	46%	24%	-38%	Latvia	1%	17%	28%	18%	35%	-28%
Australia	8%	21%	22%	33%	17%	-26%	Lithuania	5%	19%	29%	28%	20%	-33%
Austria	3%	9%	29%	44%	16%	-61%	Macedonia	1%	8%	23%	45%	23%	-58%
Azerbaijan	8%	50%	26%	8%	9%	24%	Malaysia	4%	10%	33%	38%	16%	-57%
Belgium	2%	7%	18%	57%	16%	-65%	Mexico	9%	23%	24%	25%	20%	-17%
Bosnia & Herzegovina	1%	3%	8%	75%	13%	-80%	Moldova	8%	20%	16%	14%	42%	-2%
Bulgaria	2%	10%	26%	26%	36%	-40%	Netherlands	2%	7%	16%	54%	21%	-61%
Colombia	10%	11%	13%	33%	32%	-25%	Norway	1%	6%	14%	69%	9%	-75%
Croatia	2%	8%	21%	47%	22%	-58%	Pakistan	4%	14%	20%	29%	32%	-32%
Czech Republic	6%	19%	31%	15%	28%	-20%	Peru	4%	16%	11%	13%	56%	-4%
Denmark	2%	8%	22%	57%	12%	-69%	Philippines	6%	27%	18%	28%	22%	-13%
Ecuador	9%	32%	23%	21%	14%	-2%	Poland	1%	9%	26%	42%	22%	-57%
Estonia	2%	13%	30%	32%	22%	-47%	Portugal	5%	15%	25%	44%	11%	-49%
Finland	4%	8%	27%	44%	17%	-59%	Romania	9%	26%	24%	20%	22%	-9%
France	5%	11%	17%	42%	26%	-42%	Serbia	2%	12%	23%	41%	22%	-50%
Georgia	7%	24%	14%	14%	41%	2%	Slovakia Republic	3%	14%	27%	25%	31%	-35%
Germany	1%	7%	26%	48%	18%	-66%	Slovenia	3%	9%	19%	53%	15%	-61%
Ghana	10%	15%	27%	37%	11%	-39%	South Africa	13%	29%	20%	27%	10%	-5%
Greece	12%	19%	11%	52%	4%	-32%	Spain	4%	11%	17%	58%	11%	-61%
Hungary	5%	18%	27%	31%	19%	-34%	Sweden	2%	8%	19%	61%	10%	-71%
India	22%	28%	24%	16%	11%	10%	Switzerland	2%	5%	21%	56%	16%	-70%
Indonesia	1%	10%	13%	40%	35%	-42%	Syria	3%	9%	19%	69%	0%	-77%
Iran	0%	0%	1%	97%	1%	-97%	Thailand	3%	23%	41%	24%	9%	-40%
Iraq	4%	5%	13%	78%	1%	-81%	Turkey	2%	1%	19%	45%	32%	-60%
Ireland	3%	5%	10%	68%	14%	-70%	Ukraine	3%	36%	27%	9%	25%	2%
Italy	3%	7%	19%	49%	21%	-58%	United Kingdom	8%	18%	18%	34%	21%	-26%
Japan	1%	6%	22%	37%	34%	-52%	United States	12%	20%	17%	25%	26%	-9%
Kenya	18%	40%	16%	20%	6%	22%							

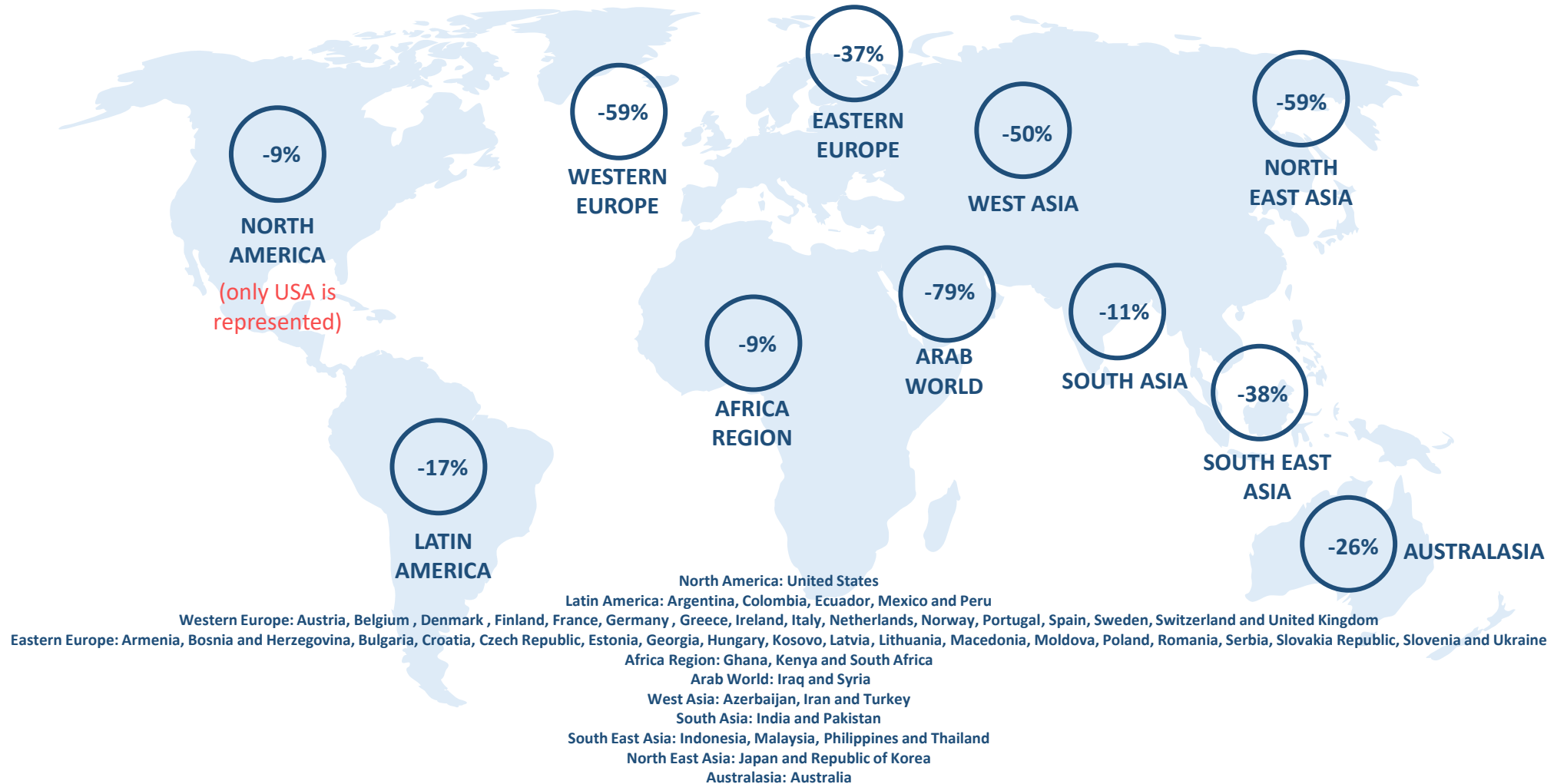
*Minor deviations due to rounding are possible*

## FAVOURABILITY WORLD LEADERS: ISRAELI PRIME MINISTER NETANYAHU

### 2.3e - REGIONAL PERSPECTIVE

Please indicate whether you have a very favourable, somewhat favourable, somewhat unfavourable or very unfavourable opinion of each of the following world leaders? –  
ISRAELI PRIME MINISTER NETANYAHU

(REGIONAL BREAKDOWN DATA – NET FAVOURABILITY FIGURES ONLY)



**FAVOURABILITY WORLD LEADERS: ISRAELI PRIME MINISTER NETANYAHU**

**2.4e- GLOBAL DEMOGRAPHICS**



Please indicate whether you have a very favourable, somewhat favourable, somewhat unfavourable or very unfavourable opinion of each of the following world leaders? –

**ISRAELI PRIME MINISTER NETANYAHU**

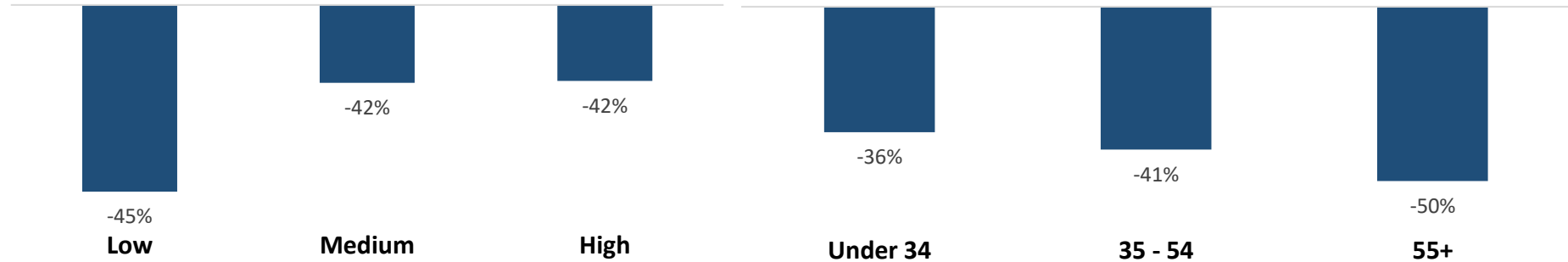
*(DEMOGRAPHIC BREAKDOWN DATA – NET FAVOURABILITY FIGURES ONLY)*

**1. GENDER**

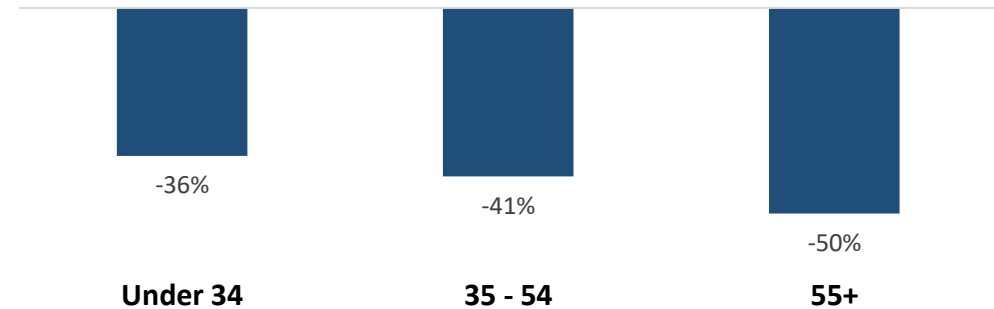


Females: -41%    Males: -44%

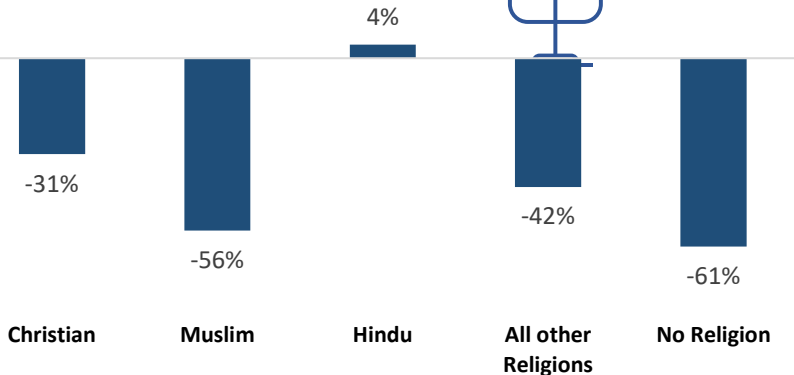
**2. EDUCATION**



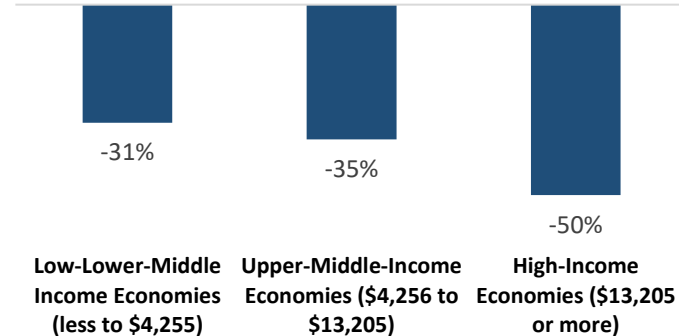
**3. AGE**



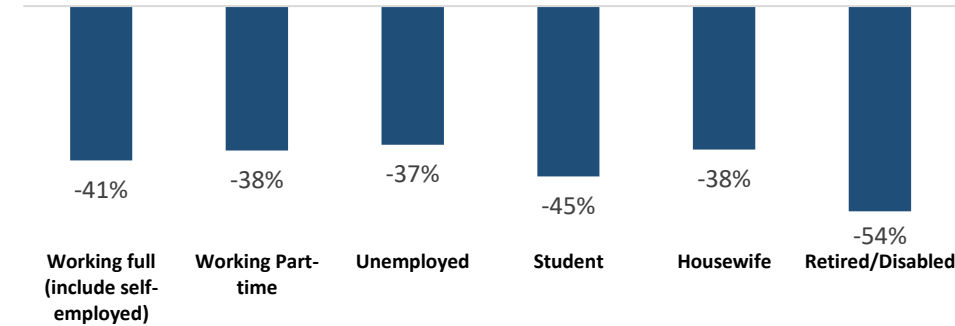
**4. RELIGION**



**5. AVERAGE NATIONAL INCOME**



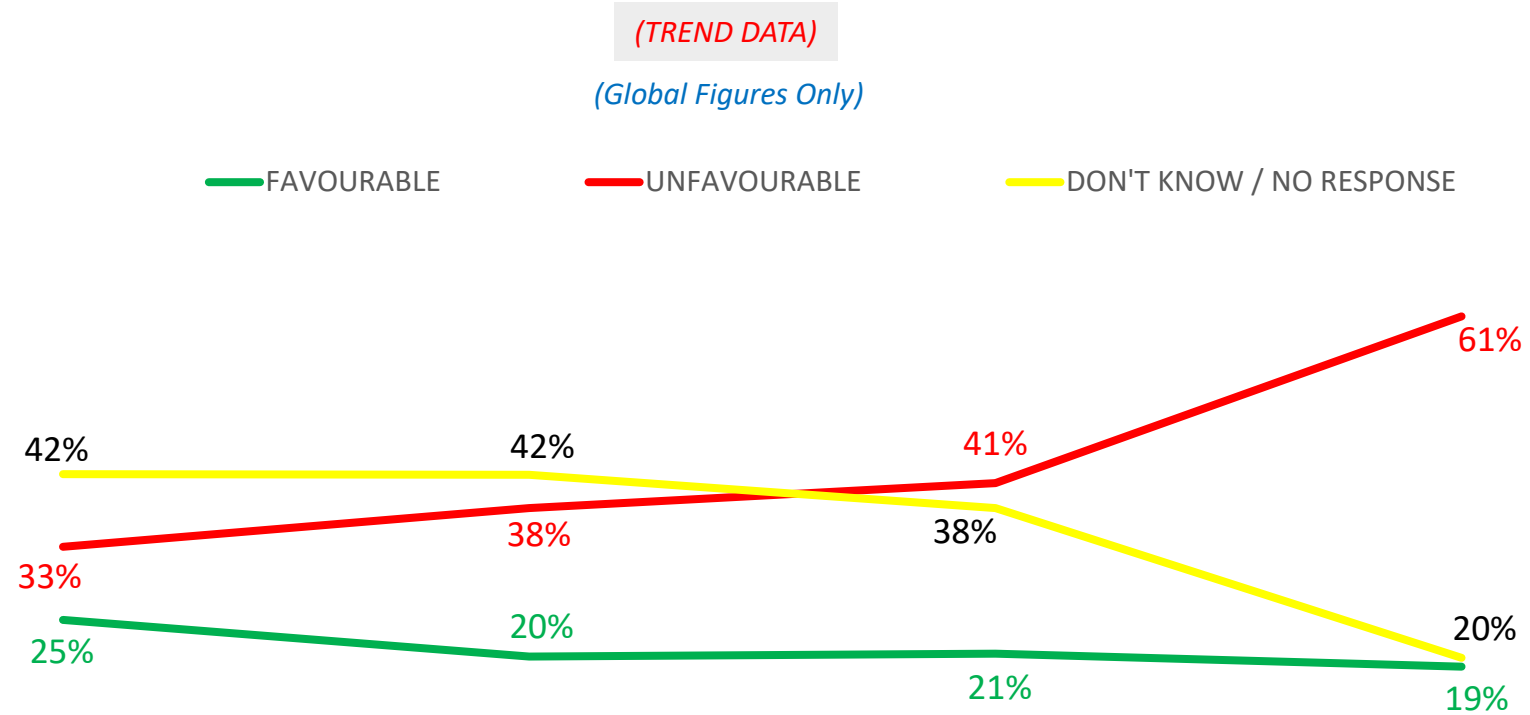
**6. EMPLOYMENT STATUS**



## FAVOURABILITY WORLD LEADERS: ISRAELI PRIME MINISTER NETANYAHU

2.5e - TREND DATA: Global Figure's Only

Please indicate whether you have a very favourable, somewhat favourable, somewhat unfavourable or very unfavourable opinion of each of the following world leaders? –  
ISRAELI PRIME MINISTER NETANYAHU



2017

*Sample Size: 50,378*  
*No of countries: 52*

2018

*Sample Size: 39,868*  
*No of countries: 41*

2019

*Sample Size: 45,350*  
*No of countries: 46*

2025

*Sample Size: 57,864*  
*No of countries: 58*

## FAVOURABILITY WORLD LEADERS: ISRAELI PRIME MINISTER NETANYAHU

2.6e - TREND DATA [COUNTRIES Presented IN ALPHABETICAL ORDER]

*Please indicate whether you have a very favourable, somewhat favourable, somewhat unfavourable or very unfavourable opinion of each of the following world leaders? –*

**ISRAELI PRIME MINISTER NETANYAHU**

*(TREND DATA – NET FAVOURABILITY FIGURES ONLY)*

COMMON COUNTRIES PARTICATED IN ALL YEARS

S.No	Country	NET FAVOURABILITY 2017	NET FAVOURABILITY 2018	NET FAVOURABILITY 2019	NET FAVOURABILITY 2025
	<b>Sample Size</b>	<b>26970</b>	<b>26541</b>	<b>26917</b>	<b>26855</b>
1	Argentina	-10%	-8%	3%	-31%
2	Armenia	16%	3%	20%	-38%
3	Austria	-31%	-31%	-52%	-61%
4	Bosnia and Herzegovina	-20%	-57%	-37%	-80%
5	Bulgaria	10%	14%	3%	-40%
6	Colombia	4%	1%	8%	-25%
7	Czech Republic	-12%	-19%	-18%	-20%
8	Ecuador	-2%	-5%	-10%	-2%
9	France	-29%	-41%	-41%	-42%
10	Germany	-35%	-40%	-55%	-66%
11	Ghana	8%	-1%	-5%	-39%
12	India	8%	11%	18%	10%
13	Indonesia	-19%	-20%	-22%	-42%
14	Italy	-14%	-15%	-23%	-58%
15	Japan	-18%	-27%	-22%	-52%
16	Republic of Korea	-33%	-26%	-16%	-64%
17	Kosovo	-8%	-16%	-4%	-60%
18	Macedonia	-12%	-25%	-22%	-58%
19	Pakistan	-49%	-53%	-70%	-32%
20	Philippines	-4%	-12%	-13%	-13%
21	Poland	-10%	-14%	-26%	-57%
22	Romania	24%	19%	22%	-9%
23	Serbia	0%	-9%	1%	-50%
24	Spain	-30%	-29%	-31%	-61%
25	Thailand	-6%	-6%	-15%	-40%
26	United Kingdom	-24%	-25%	-29%	-26%
27	United States	11%	-3%	-8%	-9%

# Comparative Ratings of Israeli PM vs Rest of World Leaders

Table: Q. Please indicate whether you have a very favourable, somewhat favourable, somewhat unfavourable or very unfavourable opinion of each of the following world leaders?

	Favourable	Unfavourable	Net Score
US President Donald Trump	30 %	61 %	- 31 %
Russian President Vladimir Putin	25 %	66 %	- 41 %
Chinese President Xi Jinping	29 %	52 %	- 23 %
Indian Prime Minister Narendra Modi	25 %	37 %	-12%
Israeli Prime Minister Benjamin Netanyahu	19 %	61 %	- 42 %
Pope Leo	49 %	25 %	+ 24 %



*Disclaimer: Gallup International Association or its members are not related to Gallup Inc., headquartered in Washington D.C. which is no longer a member of Gallup International Association. Gallup International Association does not accept responsibility for opinion polling other than its own. We require that our surveys be credited fully as Gallup International (not Gallup).*